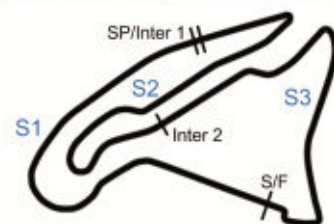


## 5, 6 et 7 septembre 2014

# GT TOUR FFSA 2014

## 5 au 7 Septembre



Supertourisme

Circuit de Nevers Magny-Cours (4.411 km)

Essais Privés

Classement sur le meilleur tour

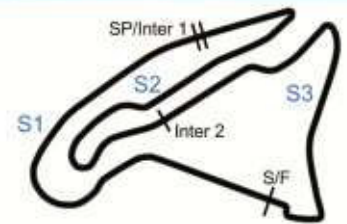
Pos.	N°	Team	Pilote 1	Pilote 2	NT	S1	SP	S2	S3	M Tps	Au tour	Ecart 1er	Ecart prec	M vit	Tps idéal
1	92	BM92	BASSO RONALD	BASSO RONALD	15	32.692	212.18	40.324	33.520	1:46.536	10	-	-	149.05	1:46.405
2	4	NO LIMIT RACING	BOTTEMANNE CHRISTIAN	BOTTEMANNE CHRISTIAN	9	32.712	206.5	40.515	33.566	1:46.793	3	0.257	0.257	148.7	1:46.570
3	7	CAP LIBERTE	SERVOL RUDY	SERVOL RUDY	20	32.888	210.11	40.594	33.331	1:46.813	19	0.277	0.020	148.67	1:46.487
4	5	VIP CHALLENGE	CHAMPEAU JEAN PIERRE	VAXIVIERE MATHIEU	19	33.021	208.49	40.445	33.354	1:46.820	15	0.284	0.007	148.66	1:46.771
5	3	ARCTIC RACING	DAYRAUT JEAN-PHILIPPE	DAYRAUT JEAN-PHILIPPE	13	32.955	208.49	40.783	33.561	1:47.299	6	0.763	0.479	147.99	1:47.024
6	77	NO LIMIT RACING	LAGIER BENJAMIN	LAGIER BENJAMIN	16	32.881	211.76	41.225	33.593	1:47.699	8	1.163	0.400	147.44	1:47.531
7	11	VIP CHALLENGE	RAYMONDIS GREGOR	RAYMONDIS GREGOR	11	33.595	205.71	41.326	33.729	1:48.650	7	2.114	0.951	146.15	1:48.143
8	101	AGS EVENTS	WALLGREN RODOLPHE	WALLGREN RODOLPHE	19	33.482	213.01	41.371	33.860	1:48.713	14	2.177	0.063	146.07	1:48.480
9	89	AGS EVENTS	COLLADO JOSE	GOMAR NICOLAS	20	33.212	215.13	41.392	34.183	1:48.787	3	2.251	0.074	145.97	1:48.658
10	2	LOEB RACING	LOEB SEBASTIEN	LOEB SEBASTIEN	19	33.468	206.89	41.364	34.054	1:48.886	15	2.350	0.099	145.84	1:48.622
11	23	BM92	RICHARD LAURENT	RICHARD LAURENT	16	33.588	212.18	41.641	34.651	1:49.880	11	3.344	0.994	144.52	1:49.534
12	30	CLASSIC & MODERN RACING	BENEZET EDDY	BENEZET EDDY	18	33.799	209.7	41.705	34.581	1:50.085	14	3.549	0.205	144.25	1:49.801
13	6	MULLER RACING	DUMAINE DIDIER	PERNAUT OLIVIER	21	33.934	213.01	42.100	34.073	1:50.107	19	3.571	0.022	144.22	1:49.766
14	56	JB EMERIC	EMERIC JEAN BAPTISTE	EMERIC JEAN BAPTISTE	18	33.607	209.3	41.964	34.992	1:50.563	13	4.027	0.456	143.62	1:50.123
15	19	BORDAS	BORDAS ANDRE	BORDAS ANDRE	19	33.920	200	42.433	34.331	1:50.684	19	4.148	0.121	143.47	1:50.164
16	1	VIP CHALLENGE	DMITRIENKO MAXIM	DMITRIENKO MAXIM	19	33.913	201.86	42.140	34.726	1:50.779	15	4.243	0.095	143.34	1:50.405
17	27	SKR	LEMMA FRANCO	BLANCHEMAIN MICKAEL	14	34.591	201.11	43.113	36.037	1:53.741	7	7.205	2.962	139.61	1:53.537

M Tps : 1:46.536 (149.05 km/h). (N°92) BAS / BAS

## 5, 6 et 7 septembre 2014

# GT TOUR FFSA 2014

## 5 au 7 Septembre



Supertourisme

Circuit de Nevers Magny-Cours (4.411 km)

Essais Privés

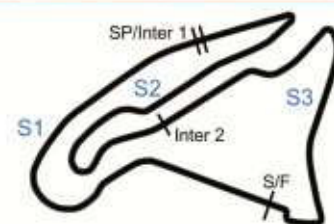
Tour par tour

NT	Heure	S1	SP	S2	S3	Dern. Tr	Tps Total	NT	Heure	S1	SP	S2	S3	Dern. Tr	Tps Total
<b>N° 1, DMI / DMI, Pos. 16</b>								<b>N° 4, BOT / BOT, Pos. 2</b>							
1	11:17:23	35.448	189.14	44.886	35.359	1:55.693	4:14.323	1	11:17:21	33.286	208.09	42.151	33.961	1:49.398	4:12.237
2	11:19:16	34.460	201.49	42.918	35.776	1:53.154	6:07.477	2	11:19:10	34.132	209.3	41.446	33.600	1:49.178	6:01.415
3	11:21:09	34.185	203.01	42.822	35.326	1:52.333	7:59.810	3	11:20:57	32.712	206.5	40.515	33.566	1:46.793	7:48.208
4	11:23:05	34.572	202.25	43.506	38.310	Pit In	9:56.198	4	11:22:45	32.605	211.35	40.800	34.596	Pit In	9:36.209
5	11:27:17	-	201.49	43.476	35.775	4:11.620	14:07.818	5	11:26:04	-	209.71	41.215	33.853	3:18.598	12:54.807
6	11:29:09	34.357	207.69	42.809	35.199	1:52.365	16:00.183	6	11:27:51	32.887	211.35	40.934	33.734	1:47.555	14:42.362
7	11:31:01	34.859	196.72	42.844	34.753	1:52.456	17:52.639	7	11:29:38	32.683	209.71	40.872	33.450	1:47.005	16:29.367
8	11:32:53	33.855	206.11	42.533	35.036	1:51.424	19:44.063	8	11:31:25	32.726	209.71	40.798	33.598	1:47.122	18:16.489
9	11:34:44	33.924	206.9	42.040	35.054	1:51.018	21:35.081	9	11:33:19	33.557	197.08	42.383	37.610	Pit In	20:10.039
10	11:36:35	34.015	201.49	42.317	35.092	1:51.424	23:26.505	<b>N° 5, CHA / VAX, Pos. 4</b>							
11	11:38:27	34.142	204.55	42.543	35.084	1:51.769	25:18.274	1	11:17:20	37.174	201.87	44.539	36.439	1:58.152	4:11.181
12	11:40:18	33.973	206.9	42.191	34.996	1:51.160	27:09.434	2	11:19:17	35.937	176.76	44.808	36.121	1:56.866	6:08.047
13	11:42:21	38.010	194.24	44.491	39.952	Pit In	29:11.887	3	11:21:11	35.121	205.32	42.771	35.867	1:53.759	8:01.806
14	11:45:01	-	201.49	42.658	34.951	2:40.838	31:52.725	4	11:23:04	34.865	208.49	42.194	35.875	1:52.934	9:54.740
15	11:46:52	33.913	201.87	42.140	34.726	1:50.779	33:43.504	5	11:24:56	34.454	205.71	42.377	35.363	1:52.194	11:46.934
16	11:49:15	34.051	200	41.824	1:06.59	Pit In	36:05.975	6	11:26:53	35.123	208.9	43.654	38.725	Pit In	13:44.436
17	11:54:22	-	202.63	42.821	35.072	5:06.975	41:12.950	7	11:32:06	-	197.44	43.647	36.021	5:12.975	18:57.411
18	11:56:14	34.414	201.12	42.146	35.252	1:51.812	43:04.762	8	11:33:55	33.654	208.49	41.424	33.788	1:48.866	20:46.277
19	11:58:24	39.932	183.05	45.506	45.504	Pit In	45:15.704	9	11:35:43	33.397	208.09	41.211	33.677	1:48.285	22:34.562
<b>N° 2, LOE / LOE, Pos. 10</b>								10	11:37:34	33.801	203.77	41.227	35.353	1:50.381	24:24.943
1	11:16:09	-	132.68	49.973	37.673	3:00.146	3:00.281	11	11:39:22	33.331	205.71	40.786	33.723	1:47.840	26:12.783
2	11:18:03	35.346	198.9	43.539	35.503	1:54.388	4:54.669	12	11:41:09	33.099	207.69	41.066	33.305	1:47.470	28:00.253
3	11:19:56	34.474	201.87	43.133	35.106	1:52.713	6:47.382	13	11:43:03	34.210	200.74	43.960	35.928	1:54.098	29:54.351
4	11:21:48	33.830	201.87	42.223	35.636	1:51.689	8:39.071	14	11:44:52	33.072	208.49	41.798	33.790	1:48.660	31:43.011
5	11:23:39	33.959	204.93	41.976	34.871	1:50.806	10:29.877	15	11:46:39	33.021	208.49	40.445	33.354	1:46.820	33:29.831
6	11:25:29	33.775	198.9	41.889	34.649	1:50.313	12:20.190	16	11:48:26	33.123	212.18	40.602	33.508	1:47.233	35:17.064
7	11:27:20	33.547	201.49	42.159	35.017	1:50.723	14:10.913	17	11:50:17	33.209	211.35	41.381	36.216	1:50.806	37:07.870
8	11:29:10	33.678	203.77	41.924	34.279	1:49.881	16:00.794	18	11:52:04	33.061	210.53	40.578	33.805	1:47.444	38:55.314
9	11:30:59	33.854	203.77	41.535	33.983	1:49.372	17:50.166	19	11:54:04	33.184	210.53	40.577	46.323	Pit In	40:55.398
10	11:32:48	33.452	200.37	41.320	34.185	1:48.957	19:39.123								
11	11:34:37	33.402	204.93	41.988	34.168	1:49.558	21:28.681								
12	11:36:27	33.455	198.9	41.649	34.153	1:49.257	23:17.938								
13	11:38:16	33.389	210.12	41.451	34.601	1:49.441	25:07.379								
14	11:40:05	33.648	202.25	41.621	34.026	1:49.295	26:56.674								
15	11:41:54	33.468	206.9	41.364	34.054	1:48.886	28:45.560								
16	11:43:43	33.331	208.09	41.735	34.106	1:49.172	30:34.732								
17	11:45:33	33.708	201.87	41.555	34.187	1:49.450	32:24.182								
18	11:47:22	33.319	205.32	41.536	34.116	1:48.971	34:13.153								
19	11:49:16	33.524	206.9	41.626	39.234	Pit In	36:07.537								
<b>N° 3, DAY / DAY, Pos. 5</b>															
1	11:17:49	34.223	208.49	41.795	35.778	Pit In	4:40.476								
2	11:23:28	-	201.49	41.642	34.663	5:38.485	10:18.961								

## 5, 6 et 7 septembre 2014

# GT TOUR FFSA 2014

## 5 au 7 Septembre



Supertourisme

Circuit de Nevers Magny-Cours (4.411 km)

Essais Privés

Tour par tour

NT	Heure	S1	SP	S2	S3	Dern. Tr	Tps Total	NT	Heure	S1	SP	S2	S3	Dern. Tr	Tps Total
----	-------	----	----	----	----	----------	-----------	----	-------	----	----	----	----	----------	-----------

### N° 5, CHA / VAX, Pos. 4

16	11:48:26	33.123	212.18	40.602	33.508	1:47.233	35:17.064
17	11:50:17	33.209	211.35	41.381	36.216	1:50.806	37:07.870
18	11:52:04	33.061	210.53	40.578	33.805	1:47.444	38:55.314
19	11:54:04	33.184	210.53	40.577	46.323	Pit In	40:55.398

### N° 16, 17, 18, 19, 20

16	11:51:24	-	209.71	41.297	33.730	6:28.002	38:15.325
17	11:53:11	32.752	213.44	40.586	33.497	1:46.835	40:02.160
18	11:54:59	32.788	213.02	41.183	34.088	1:48.059	41:50.219
19	11:56:46	32.888	210.12	40.594	33.331	1:46.813	43:37.032
20	11:58:34	32.699	215.57	41.243	33.847	1:47.789	45:24.821

### N° 6, DUM / PER, Pos. 13

1	11:17:28	34.832	211.76	43.137	34.917	1:52.886	4:19.428
2	11:19:28	34.481	205.71	47.809	37.340	1:59.630	6:19.058
3	11:21:19	34.132	210.12	42.579	34.846	1:51.557	8:10.615
4	11:23:10	34.081	207.29	42.380	34.464	1:50.925	10:01.540
5	11:25:02	34.155	206.9	42.409	35.185	1:51.749	11:53.289
6	11:27:07	34.307	203.77	45.473	45.552	Pit In	13:58.621
7	11:31:50	-	186.21	47.761	37.361	4:42.561	18:41.182
8	11:33:45	35.364	202.25	43.474	36.131	1:54.969	20:36.151
9	11:35:41	34.817	205.71	45.475	36.131	1:56.423	22:32.574
10	11:37:37	36.980	169.28	43.799	35.046	1:55.825	24:28.399
11	11:39:30	34.581	205.71	42.681	35.144	1:52.406	26:20.805
12	11:41:23	34.583	206.9	42.831	35.888	1:53.302	28:14.107
13	11:43:14	34.295	208.9	42.403	34.903	1:51.601	30:05.708
14	11:45:07	34.228	207.29	42.479	35.436	1:52.143	31:57.851
15	11:46:58	34.133	213.44	42.400	34.721	1:51.254	33:49.105
16	11:48:55	34.582	205.71	42.413	39.770	Pit In	35:45.870
17	11:52:14	-	203.01	44.186	35.689	3:19.202	39:05.072
18	11:54:04	34.019	207.29	42.000	34.522	1:50.541	40:55.613
19	11:55:54	33.934	213.02	42.100	34.073	1:50.107	42:45.720
20	11:57:45	33.880	216	42.050	34.269	1:50.199	44:35.919
21	11:59:35	34.015	211.35	41.813	34.431	1:50.259	46:26.178

### N° 11, RAY / RAY, Pos. 7

1	11:17:12	34.497	203.01	42.310	34.241	1:51.048	4:03.083
2	11:19:04	33.733	207.29	43.210	35.528	1:52.471	5:55.554
3	11:20:53	33.298	207.69	41.535	34.242	1:49.075	7:44.629
4	11:22:43	33.374	207.29	42.655	33.997	1:50.026	9:34.655
5	11:24:33	33.666	210.94	41.593	34.124	1:49.383	11:24.038
6	11:26:22	33.523	201.12	41.467	34.242	1:49.232	13:13.270
7	11:28:11	33.595	205.71	41.326	33.729	1:48.650	15:01.920
8	11:30:02	33.426	202.63	41.672	35.905	Pit In	16:52.923
9	11:36:21	-	197.8	41.718	34.039	6:19.754	23:12.677
10	11:38:14	33.586	204.16	41.116	37.932	Pit In	25:05.311
11	11:44:55	-	202.63	42.806	37.274	Pit In	31:45.958

### N° 19, BOR / BOR, Pos. 15

1	11:18:01	35.881	180.6	46.569	42.902	Pit In	4:52.453
2	11:21:25	-	199.63	43.649	35.576	3:23.930	8:16.383
3	11:23:18	34.581	201.12	42.694	35.096	1:52.371	10:08.754
4	11:25:11	35.207	203.01	43.039	35.522	1:53.768	12:02.522
5	11:27:06	34.693	204.55	42.757	37.371	1:54.821	13:57.343
6	11:29:06	36.766	195.3	43.364	39.915	Pit In	15:57.388
7	11:34:31	-	206.9	42.465	35.572	5:25.075	21:22.463
8	11:36:24	34.892	203.39	43.021	34.754	1:52.667	23:15.130
9	11:38:33	35.338	206.5	42.062	51.812	2:09.212	25:24.342
10	11:40:27	34.408	206.5	44.838	34.986	1:52.232	27:18.574
11	11:42:20	34.678	208.09	42.236	35.307	1:52.221	29:10.795
12	11:44:11	34.361	206.11	42.419	34.575	1:51.355	31:02.150
13	11:46:02	34.390	203.39	42.111	34.755	1:51.256	32:53.406
14	11:47:57	34.152	206.11	42.077	38.938	Pit In	34:48.573
15	11:51:17	-	200.37	42.973	35.544	3:19.480	38:08.053
16	11:53:09	34.446	206.5	42.956	34.679	1:52.081	40:00.134
17	11:55:00	33.785	209.3	42.119	35.181	1:51.085	41:51.219
18	11:56:51	34.024	206.11	42.048	34.630	1:50.702	43:41.921
19	11:58:41	33.920	200	42.433	34.331	1:50.684	45:32.605

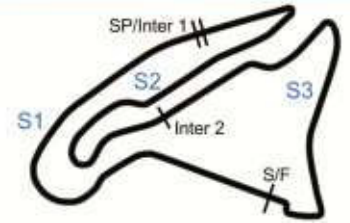
### N° 7, SER / SER, Pos. 3

1	11:17:48	35.478	200.74	42.096	34.270	1:51.844	4:39.479
2	11:19:37	33.659	212.18	41.258	33.933	1:48.850	6:28.329
3	11:21:31	34.507	211.76	41.110	38.047	Pit In	8:21.993
4	11:24:40	-	210.94	40.914	33.704	3:09.042	11:31.035
5	11:26:27	33.193	213.44	40.650	33.757	1:47.600	13:18.635
6	11:28:15	32.836	206.5	40.724	33.560	1:47.120	15:05.755
7	11:30:02	33.198	213.02	40.626	33.799	1:47.623	16:53.378
8	11:32:03	42.000	161.68	45.038	34.070	2:01.108	18:54.486
9	11:33:51	32.722	216	41.049	33.512	1:47.283	20:41.769
10	11:35:37	32.694	216.87	40.579	33.559	1:46.832	22:28.601
11	11:37:25	32.797	217.3	41.140	33.440	1:47.377	24:15.978
12	11:39:12	32.772	211.35	41.198	33.670	1:47.640	26:03.618
13	11:41:08	33.306	182.74	48.043	34.326	1:55.675	27:59.293
14	11:42:55	32.577	216.87	40.976	33.780	1:47.333	29:46.626
15	11:44:56	35.382	163.39	48.404	36.911	Pit In	31:47.323

## 5, 6 et 7 septembre 2014

# GT TOUR FFSA 2014

## 5 au 7 Septembre



Supertourisme

Circuit de Nevers Magny-Cours (4.411 km)

Essais Privés

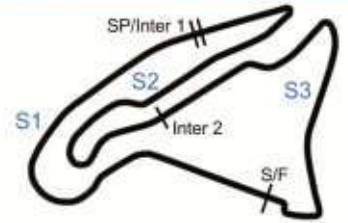
Tour par tour

NT	Heure	S1	SP	S2	S3	Dern. Tr	Tps Total	NT	Heure	S1	SP	S2	S3	Dern. Tr	Tps Total
<b>N° 23, RIC / RIC, Pos. 11</b>								<b>N° 56, EME / EME, Pos. 14</b>							
1	11:17:18	36.068	213.44	43.392	35.640	1:55.100	4:09.242	11	11:41:53	36.164	185.57	51.520	35.719	2:03.403	28:44.347
2	11:19:13	36.673	198.9	43.159	34.900	1:54.732	6:03.974	12	11:43:45	33.998	215.14	42.701	34.821	1:51.520	30:35.867
3	11:21:05	34.883	<b>216.87</b>	42.582	35.200	1:52.665	7:56.639	13	11:45:35	<b>33.682</b>	213.02	41.956	34.664	1:50.302	32:26.169
4	11:22:57	33.831	210.53	42.426	35.207	1:51.464	9:48.103	14	11:47:25	33.799	209.71	<b>41.705</b>	34.581	<b>1:50.085</b>	34:16.254
5	11:24:48	33.865	206.9	42.607	34.685	1:51.157	11:39.260	15	11:49:21	33.841	208.49	41.958	40.348	Pit In	36:12.401
6	11:26:39	33.850	208.09	42.285	34.446	1:50.581	13:29.841	16	11:55:59	-	210.12	42.767	34.711	6:37.393	42:49.794
7	11:28:40	34.679	205.32	45.210	41.856	Pit In	15:31.586	17	11:57:49	33.825	205.32	41.846	<b>34.414</b>	<b>1:50.085</b>	44:39.879
8	11:35:45	-	207.29	42.246	<b>34.316</b>	7:04.702	22:36.288	18	11:59:48	33.717	209.71	43.147	42.863	Pit In	46:39.606
9	11:37:35	33.733	211.76	41.698	34.535	1:49.966	24:26.254	<b>N° 57, LEM / BLA, Pos. 17</b>							
10	11:39:25	33.747	207.29	41.978	34.507	1:50.232	26:16.486	1	11:17:21	34.589	210.12	42.671	35.487	1:52.747	4:12.045
11	11:41:15	33.588	212.18	<b>41.641</b>	34.651	<b>1:49.880</b>	28:06.366	2	11:19:13	35.103	208.49	42.477	34.957	1:52.537	6:04.582
12	11:43:06	33.945	206.9	41.950	34.589	1:50.484	29:56.850	3	11:21:04	34.210	210.94	42.224	<b>34.650</b>	1:51.084	7:55.666
13	11:44:58	<b>33.577</b>	208.9	42.007	36.355	Pit In	31:48.789	4	11:22:56	33.971	210.94	42.127	35.192	1:51.290	9:46.956
14	11:49:47	-	201.49	42.980	35.719	4:49.741	36:38.530	5	11:24:47	33.933	209.3	<b>41.866</b>	35.049	1:50.848	11:37.804
15	11:51:39	34.107	206.11	43.063	34.965	1:52.135	38:30.665	6	11:27:09	33.924	208.9	1:01.82	46.595	Pit In	14:00.151
16	11:53:39	33.652	205.32	42.770	42.687	Pit In	40:29.774	7	11:31:11	-	204.16	42.277	35.885	4:02.199	18:02.350
<b>N° 27, LEM / BLA, Pos. 17</b>								8	11:33:03	33.745	205.71	42.056	35.840	1:51.641	19:53.991
1	11:17:41	35.534	201.12	45.707	38.698	1:59.939	4:31.819	9	11:34:57	33.885	207.29	42.972	37.082	Pit In	21:47.930
2	11:19:37	35.288	200	44.274	36.378	1:55.940	6:27.759	10	11:40:42	-	206.11	42.648	35.398	5:45.715	27:33.645
3	11:21:32	36.354	<b>205.32</b>	43.713	<b>35.833</b>	1:55.900	8:23.659	11	11:42:33	33.713	207.29	42.284	35.068	1:51.065	29:24.710
4	11:23:29	35.233	198.53	44.191	36.959	1:56.383	10:20.042	12	11:44:25	33.860	209.3	42.468	34.955	1:51.283	31:15.993
5	11:25:24	34.748	202.63	43.781	37.133	1:55.662	12:15.704	13	11:46:15	<b>33.607</b>	209.3	41.964	34.992	<b>1:50.563</b>	33:06.556
6	11:27:21	35.005	202.25	45.104	36.822	1:56.931	14:12.635	14	11:48:06	33.710	207.69	41.917	35.368	1:50.995	34:57.551
7	11:29:15	<b>34.591</b>	201.12	<b>43.113</b>	36.037	<b>1:53.741</b>	16:06.376	15	11:49:58	33.791	<b>212.18</b>	42.030	35.400	1:51.221	36:48.772
8	11:31:17	34.937	199.63	44.886	42.453	Pit In	18:08.652	16	11:51:53	34.008	204.55	42.069	39.419	Pit In	38:44.268
9	11:38:21	-	194.24	44.678	36.554	7:03.808	25:12.460	17	11:58:09	-	196.36	42.607	35.112	6:15.617	44:59.885
10	11:40:16	35.026	201.49	43.596	36.651	1:55.273	27:07.733	18	11:59:59	33.890	209.3	41.990	34.944	1:50.824	46:50.709
11	11:42:25	48.793	199.63	44.132	36.054	2:08.979	29:16.712	<b>N° 77, LAG / LAG, Pos. 6</b>							
12	11:44:22	35.719	197.08	44.311	36.975	1:57.005	31:13.717	1	11:17:13	34.242	209.3	42.141	34.798	1:51.181	4:04.410
13	11:46:18	35.256	197.44	44.022	36.562	1:55.840	33:09.557	2	11:19:04	33.349	209.3	42.498	34.647	1:50.494	5:54.904
14	11:48:22	35.690	197.8	45.312	42.340	Pit In	35:12.899	3	11:20:53	33.413	204.93	41.378	34.339	1:49.130	7:44.034
<b>N° 30, BEN / BEN, Pos. 12</b>								4	11:22:42	33.255	209.71	41.391	34.249	1:48.895	9:32.929
1	11:17:31	35.736	209.71	43.637	35.575	1:54.948	4:22.657	5	11:24:37	33.852	185.25	45.352	36.418	Pit In	11:28.551
2	11:19:26	35.213	208.49	43.289	35.981	1:54.483	6:17.140	6	11:27:52	-	187.83	43.602	33.967	3:14.857	14:43.408
3	11:21:20	36.060	211.35	43.285	35.227	1:54.572	8:11.712	7	11:29:40	33.233	208.09	41.280	33.754	1:48.267	16:31.675
4	11:23:12	34.039	208.9	42.482	34.655	1:51.176	10:02.888	8	11:31:28	<b>32.881</b>	211.76	41.225	<b>33.593</b>	<b>1:47.699</b>	18:19.374
5	11:25:03	34.177	<b>215.57</b>	42.380	34.746	1:51.303	11:54.191	9	11:33:19	32.981	209.71	43.302	34.075	1:50.358	20:09.732
6	11:27:06	33.905	209.71	44.692	44.247	Pit In	13:57.035	10	11:35:06	33.139	211.35	41.070	33.761	1:47.970	21:57.702
7	11:34:12	-	202.25	47.025	34.915	7:06.007	21:03.042	11	11:36:55	33.499	209.3	41.589	33.686	1:48.774	23:46.476
8	11:36:04	34.480	210.12	42.128	36.081	1:52.689	22:55.731	12	11:38:44	33.362	210.53	41.582	33.746	1:48.690	25:35.166
9	11:37:56	34.053	206.5	42.931	34.606	1:51.590	24:47.321	13	11:40:37	34.611	193.2	42.427	36.289	Pit In	27:28.493
10	11:39:50	34.046	204.55	42.582	36.995	1:53.623	26:40.944	14	11:46:27	-	206.9	44.388	44.898	5:49.567	33:18.060
								15	11:48:15	33.429	<b>218.62</b>	<b>41.057</b>	34.016	1:48.502	35:06.562

## 5, 6 et 7 septembre 2014

# GT TOUR FFSA 2014

## 5 au 7 Septembre



Supertourisme

Circuit de Nevers Magny-Cours (4.411 km)

Essais Privés

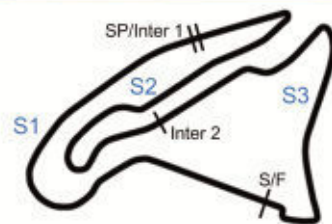
Tour par tour

NT	Heure	S1	SP	S2	S3	Dern. Tr	Tps Total	NT	Heure	S1	SP	S2	S3	Dern. Tr	Tps Total
<b>N° 77, LAG / LAG, Pos. 6</b>								<b>N° 101, WAL / WAL, Pos. 8</b>							
12	11:38:44	33.362	210.53	41.582	33.746	1:48.690	25:35.166	1	11:18:17	36.259	185.25	46.351	36.203	1:58.813	5:08.276
13	11:40:37	34.611	193.2	42.427	36.289	Pit In	27:28.493	2	11:20:17	34.974	207.69	49.774	35.356	2:00.104	7:08.380
14	11:46:27	-	206.9	44.388	44.898	5:49.567	33:18.060	3	11:22:09	34.668	208.9	42.403	35.212	1:52.283	9:00.663
15	11:48:15	33.429	<b>218.62</b>	<b>41.057</b>	34.016	1:48.502	35:06.562	4	11:24:00	34.458	207.69	42.009	34.580	1:51.047	10:51.710
16	11:50:05	33.103	208.09	41.132	34.971	Pit In	36:55.768	5	11:25:51	34.134	207.69	41.873	34.355	1:50.362	12:42.072
<b>N° 89, COL / GOM, Pos. 9</b>								6	11:27:42	34.200	208.09	41.761	34.744	1:50.705	14:32.777
1	11:17:39	33.969	211.76	41.541	34.475	1:49.985	4:30.410	7	11:29:37	34.118	207.69	41.579	39.397	Pit In	16:27.871
2	11:19:29	33.722	206.9	41.848	34.121	1:49.691	6:20.101	8	11:35:38	-	201.12	41.642	37.581	6:01.641	22:29.512
3	11:21:18	<b>33.212</b>	<b>215.14</b>	41.392	34.183	<b>1:48.787</b>	8:08.888	9	11:37:27	33.869	212.6	<b>41.155</b>	34.147	1:49.171	24:18.683
4	11:23:07	33.594	208.09	<b>41.342</b>	34.226	1:49.162	9:58.050	10	11:39:17	33.748	205.71	41.627	34.189	1:49.564	26:08.247
5	11:24:56	33.566	211.76	41.550	<b>34.104</b>	1:49.220	11:47.270	11	11:41:07	33.605	209.71	42.239	33.889	1:49.733	27:57.980
6	11:26:49	34.184	208.09	42.401	36.788	Pit In	13:40.643	12	11:42:57	33.730	205.71	42.384	34.033	1:50.147	29:48.127
7	11:33:20	-	204.93	44.149	35.251	6:30.589	20:11.232	13	11:44:47	33.730	211.35	41.725	34.204	1:49.659	31:37.786
8	11:35:11	34.555	208.49	42.218	34.445	1:51.218	22:02.450	14	11:46:35	33.482	<b>213.02</b>	41.371	<b>33.860</b>	<b>1:48.713</b>	33:26.499
9	11:37:02	34.420	208.09	42.286	34.330	1:51.036	23:53.486	15	11:48:27	<b>33.465</b>	203.39	41.553	36.923	Pit In	35:18.440
10	11:38:53	34.289	206.9	42.081	34.466	1:50.836	25:44.322	16	11:53:05	-	206.11	41.626	34.359	4:38.254	39:56.694
11	11:40:47	34.399	210.53	44.393	34.798	1:53.590	27:37.912	17	11:54:56	33.924	209.3	42.196	34.013	1:50.133	41:46.827
12	11:42:38	34.579	210.12	42.109	34.567	1:51.255	29:29.167	18	11:56:44	33.625	212.18	41.276	34.019	1:48.920	43:35.747
13	11:44:29	34.427	205.32	42.442	34.213	1:51.082	31:20.249	19	11:58:34	33.492	210.53	41.712	34.775	1:49.979	45:25.726
14	11:46:20	34.200	208.09	42.108	34.738	1:51.046	33:11.295								
15	11:48:10	34.019	207.69	41.740	34.683	1:50.442	35:01.737								
16	11:50:01	34.105	203.39	41.900	34.710	1:50.715	36:52.452								
17	11:51:52	34.274	210.12	42.151	34.578	1:51.003	38:43.455								
18	11:54:02	34.667	203.39	51.488	43.443	Pit In	40:53.053								
19	11:57:10	-	206.9	42.761	35.176	3:08.098	44:01.151								
20	11:59:01	34.334	210.12	41.960	34.504	1:50.798	45:51.949								
<b>N° 92, BAS / BAS, Pos. 1</b>															
1	11:18:10	39.310	166.15	45.489	34.656	1:59.455	5:01.195								
2	11:19:58	33.048	213.02	41.497	33.729	1:48.274	6:49.469								
3	11:21:46	<b>32.604</b>	212.6	41.429	34.037	1:48.070	8:37.539								
4	11:23:34	33.028	207.29	41.211	33.687	1:47.926	10:25.465								
5	11:25:22	32.776	212.6	40.534	34.058	1:47.368	12:12.833								
6	11:27:32	34.742	202.63	50.610	44.989	Pit In	14:23.174								
7	11:32:03	-	174.76	54.439	37.887	4:30.759	18:53.933								
8	11:33:50	32.788	213.86	40.990	33.596	1:47.374	20:41.307								
9	11:35:37	32.636	<b>217.74</b>	40.565	<b>33.477</b>	1:46.678	22:27.985								
10	11:37:23	32.692	212.18	<b>40.324</b>	33.520	<b>1:46.536</b>	24:14.521								
11	11:39:24	32.749	211.35	47.025	41.402	2:01.176	26:15.697								
12	11:41:22	32.785	209.3	43.634	40.763	1:57.182	28:12.879								
13	11:43:09	32.843	216.43	40.701	33.556	1:47.100	29:59.979								
14	11:45:06	32.709	213.86	40.761	43.495	1:56.965	31:56.944								
15	11:46:57	32.880	214.71	40.533	38.041	Pit In	33:48.398								

## 5, 6 et 7 septembre 2014

# GT TOUR FFSA 2014

## 5 au 7 Septembre



Supertourisme

Circuit de Nevers Magny-Cours (4.411 km)

Essais Qualificatifs - Pilote B

Classement sur le meilleur tour

Pos.	N°	Team	Pilote 2	NT	S1	SP	S2	S3	M Tps	Au tour	Ecart 1er	Ecart prec	M vit	Tps idéal
1	5	VIP CHALLENGE	VAXIVIERE MATHIEU	5	32.751	206.89	40.176	32.926	1:45.853	5	-	-	150.02	1:45.789
2	7	CAP LIBERTE	SERVOL RUDY	4	32.380	215.56	40.193	33.319	1:45.892	2	0.039	0.039	149.96	1:45.892
3	3	ARCTIC RACING	DAYRAUT JEAN-PHILIPPE	5	32.616	212.59	40.240	33.055	1:45.911	3	0.058	0.019	149.93	1:45.770
4	4	NO LIMIT RACING	BOTTEMANNE CHRISTIAN	5	32.469	219.95	40.467	33.294	1:46.230	2	0.377	0.319	149.48	1:46.073
5	92	BM92	BASSO RONALD	6	32.727	216.43	40.541	33.429	1:46.697	6	0.844	0.467	148.83	1:46.632
6	2	LOEB RACING	LOEB SEBASTIEN	2	32.877	211.76	40.523	33.508	1:46.908	1	1.055	0.211	148.54	1:46.908
7	77	NO LIMIT RACING	LAGIER BENJAMIN	6	32.592	213.01	41.071	33.846	1:47.509	3	1.656	0.601	147.7	1:47.296
8	11	VIP CHALLENGE	RAYMONDIS GREGOR	6	33.202	205.71	41.164	33.611	1:47.977	3	2.124	0.468	147.06	1:47.857
9	101	AGS EVENTS	WALLGREN RODOLPHE	6	33.570	208.89	40.858	33.737	1:48.165	4	2.312	0.188	146.81	1:47.953
10	89	AGS EVENTS	GOMAR NICOLAS	6	33.211	210.11	41.099	33.912	1:48.222	3	2.369	0.057	146.73	1:47.830
11	56	JB EMERIC	EMERIC JEAN BAPTISTE	6	33.153	214.28	41.404	34.188	1:48.745	3	2.892	0.523	146.03	1:48.483
12	6	MULLER RACING	PERNAUT OLIVIER	5	33.189	213.86	41.381	34.196	1:48.766	1	2.913	0.021	146	1:48.620
13	30	CLASSIC & MODERN RACING	BENEZET EDDY	6	33.446	211.35	42.053	34.049	1:49.548	6	3.695	0.782	144.96	1:49.258
14	23	BM92	RICHARD LAURENT	5	33.709	206.5	41.975	34.437	1:50.121	3	4.268	0.573	144.2	1:50.121
15	19	BORDAS	BORDAS ANDRE	6	33.689	209.7	41.781	34.686	1:50.156	3	4.303	0.035	144.16	1:49.524
16	1	VIP CHALLENGE	DMITRIENKO MAXIM	6	33.931	210.93	41.873	34.997	1:50.801	4	4.948	0.645	143.32	1:50.265
17	27	SKR	BLANCHEMAIN MICKAEL	3	34.958	197.08	43.279	36.054	1:54.291	3	8.438	3.490	138.94	1:54.291

M Tps : 1:45.853 (150.02 km/h), (N°5) CHAMPEAU JEAN PIERRE

**Sous réserve de vérifications techniques en cours ou d'incidents d'ordre sportif**  
**Subject technicals scrutineering or sporting incidents**

Le Directeur de Course / The Race Director  
Jean Renault

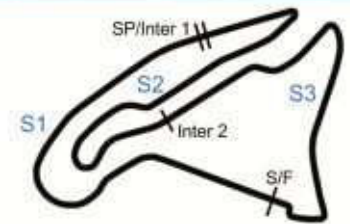
Heure d'affichage / Time posting  
5 septembre 2014 17:43

Le Chronométrateur / The Timekeeper  
Sylvie BUZZIGHIN

## 5, 6 et 7 septembre 2014

# GT TOUR FFSA 2014

## 5 au 7 Septembre



Supertourisme

Circuit de Nevers Magny-Cours (4.411 km)

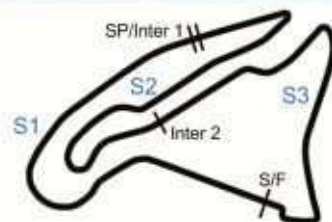
Essais Qualificatifs - Pilote B

Tour par tour

NT	Heure	S1	SP	S2	S3	Dern. Tr	Tps Total	NT	Heure	S1	SP	S2	S3	Dern. Tr	Tps Total
<b>N° 1, DMI / DMI, Pos. 16</b>								<b>N° 11, RAY / RAY, Pos. 8</b>							
1	17:09:24	34.406	204.93	42.559	<b>34.559</b>	1:51.524	4:23.727	1	17:08:49	33.454	204.16	41.414	33.794	1:48.662	3:49.405
2	17:11:22	40.262	186.21	42.933	35.148	1:58.343	6:22.070	2	17:10:38	33.263	<b>206.11</b>	<b>41.044</b>	34.230	1:48.537	5:37.942
3	17:13:13	34.043	<b>211.35</b>	42.321	35.007	1:51.371	8:13.441	3	17:12:26	<b>33.202</b>	205.71	41.164	<b>33.611</b>	<b>1:47.977</b>	7:25.919
4	17:15:04	<b>33.931</b>	210.94	41.873	34.997	<b>1:50.801</b>	10:04.242	4	17:14:14	33.272	205.71	41.167	33.639	1:48.078	9:13.997
5	17:16:55	34.151	209.71	<b>41.775</b>	35.238	1:51.164	11:55.406	5	17:16:02	33.296	205.71	41.048	33.982	1:48.326	11:02.323
6	17:18:50	34.040	204.93	41.925	38.944	Pit In	13:50.315	6	17:17:56	33.449	200	41.171	39.198	Pit In	12:56.141
<b>N° 2, LOE / LOE, Pos. 6</b>								<b>N° 19, BOR / BOR, Pos. 15</b>							
1	17:09:45	<b>32.877</b>	<b>211.76</b>	<b>40.523</b>	<b>33.508</b>	<b>1:46.908</b>	4:45.114	1	17:09:23	34.934	212.6	42.731	34.406	1:52.071	4:22.879
2	17:12:12	44.155	143.62	57.020	45.465	Pit In	7:11.754	2	17:11:13	<b>33.445</b>	209.71	42.209	34.840	1:50.494	6:13.373
<b>N° 3, DAY / DAY, Pos. 3</b>								<b>N° 23, RIC / RIC, Pos. 14</b>							
1	17:09:44	32.887	211.76	40.402	32.966	1:46.255	4:43.591	1	17:09:28	33.795	210.53	42.294	34.697	1:50.786	4:28.162
2	17:11:30	32.875	210.53	40.397	<b>32.914</b>	1:46.186	6:29.777	2	17:11:19	33.791	<b>212.18</b>	42.131	34.500	1:50.422	6:18.584
3	17:13:16	<b>32.616</b>	212.6	<b>40.240</b>	33.055	<b>1:45.911</b>	8:15.688	3	17:13:09	<b>33.709</b>	206.5	<b>41.975</b>	<b>34.437</b>	<b>1:50.121</b>	8:08.705
4	17:15:18	32.831	<b>214.71</b>	50.149	38.897	2:01.877	10:17.565	4	17:15:00	33.949	210.12	42.396	34.557	1:50.902	9:59.607
5	17:17:04	32.658	206.11	40.383	33.201	1:46.242	12:03.807	5	17:16:56	34.301	198.9	43.201	38.657	Pit In	11:55.766
<b>N° 4, BOT / BOT, Pos. 4</b>								<b>N° 27, LEM / BLA, Pos. 17</b>							
1	17:09:01	32.818	214.71	40.910	33.408	1:47.136	4:00.990	1	17:09:50	38.378	171.43	46.722	41.569	Pit In	4:49.581
2	17:10:47	<b>32.469</b>	<b>219.96</b>	40.467	<b>33.294</b>	<b>1:46.230</b>	5:47.220	2	17:16:41	-	<b>199.26</b>	43.929	36.545	6:51.338	11:40.919
3	17:12:34	32.605	209.71	40.859	33.519	1:46.983	7:34.203	3	17:18:35	<b>34.958</b>	197.08	<b>43.279</b>	<b>36.054</b>	<b>1:54.291</b>	13:35.210
4	17:14:20	32.649	210.12	<b>40.310</b>	33.301	1:46.260	9:20.463	<b>N° 30, BEN / BEN, Pos. 13</b>							
5	17:16:42	32.752	214.29	1:12.62	35.760	Pit In	11:41.601	1	17:09:06	33.460	<b>213.02</b>	42.454	34.098	1:50.012	4:05.780
<b>N° 5, CHA / VAX, Pos. 1</b>								<b>N° 56, EME / EME, Pos. 11</b>							
1	17:10:00	33.494	206.9	41.121	35.700	1:50.315	4:59.906	1	17:09:07	33.410	212.6	41.602	34.555	1:49.567	4:06.981
2	17:11:46	32.997	212.18	40.497	32.995	1:46.489	6:46.395	2	17:10:57	<b>32.990</b>	208.9	41.305	35.418	1:49.713	5:56.694
3	17:13:33	<b>32.687</b>	213.44	40.217	33.266	1:46.170	8:32.565	3	17:12:45	33.153	<b>214.29</b>	41.404	<b>34.188</b>	<b>1:48.745</b>	7:45.439
4	17:15:19	32.719	<b>213.86</b>	40.248	33.559	1:46.526	10:19.091	4	17:14:35	33.660	212.18	41.526	34.313	1:49.499	9:34.938
5	17:17:05	32.751	206.9	<b>40.176</b>	<b>32.926</b>	<b>1:45.853</b>	12:04.944	5	17:16:24	33.177	211.35	41.784	34.235	1:49.196	11:24.134
<b>N° 6, DUM / PER, Pos. 12</b>								<b>N° 7, SER / SER, Pos. 2</b>							
1	17:09:48	<b>33.189</b>	<b>213.86</b>	<b>41.381</b>	34.196	<b>1:48.766</b>	4:47.811	1	17:08:45	32.676	213.02	40.723	33.557	1:46.956	3:45.486
2	17:11:38	33.893	210.12	41.509	34.404	1:49.806	6:37.617	2	17:10:31	<b>32.380</b>	<b>215.57</b>	<b>40.193</b>	<b>33.319</b>	<b>1:45.892</b>	5:31.378
3	17:13:30	35.281	199.63	42.475	34.318	1:52.074	8:29.691	3	17:12:18	32.601	213.86	40.425	33.556	1:46.582	7:17.960
4	17:15:20	33.739	205.32	42.020	34.625	1:50.384	10:20.075	4	17:14:35	36.450	145.55	54.398	45.972	Pit In	9:34.780
5	17:17:10	33.809	209.3	41.901	<b>34.050</b>	1:49.760	12:09.835								

# GT TOUR FFSA 2014

## 5 au 7 Septembre



Supertourisme

Circuit de Nevers Magny-Cours (4.411 km)

Essais Qualificatifs - Pilote B

Tour par tour

NT	Heure	S1	SP	S2	S3	Dern. Tr	Tps Total	NT	Heure	S1	SP	S2	S3	Dern. Tr	Tps Total
----	-------	----	----	----	----	----------	-----------	----	-------	----	----	----	----	----------	-----------

#### N° 56, EME / EME, Pos. 11

4	17:14:35	33.660	212.18	41.526	34.313	1:49.499	9:34.938
5	17:16:24	33.177	211.35	41.784	34.235	1:49.196	11:24.134
6	17:18:14	33.314	213.86	41.438	34.800	1:49.552	13:13.686

#### N° 77, LAG / LAG, Pos. 7

1	17:09:03	33.026	216.43	41.372	33.939	1:48.337	4:03.514
2	17:10:51	32.935	213.44	41.218	33.656	1:47.809	5:51.323
3	17:12:39	32.592	213.02	41.071	33.846	1:47.509	7:38.832
4	17:14:27	33.010	215.57	41.244	33.974	1:48.228	9:27.060
5	17:16:17	32.962	213.86	42.484	34.248	1:49.694	11:16.754
6	17:18:05	33.055	210.12	41.310	33.633	1:47.998	13:04.752

#### N° 89, COL / GOM, Pos. 10

1	17:09:17	33.320	208.49	41.348	34.311	1:48.979	4:17.102
2	17:11:06	33.394	215.57	41.460	34.007	1:48.861	6:05.963
3	17:12:54	33.211	210.12	41.099	33.912	1:48.222	7:54.185
4	17:14:42	33.369	211.76	41.384	33.528	1:48.281	9:42.466
5	17:16:31	33.203	211.76	41.694	33.635	1:48.532	11:30.998
6	17:18:20	33.535	208.49	41.374	34.287	1:49.196	13:20.194

#### N° 92, BAS / BAS, Pos. 5

1	17:09:00	32.948	210.12	40.958	33.657	1:47.563	4:00.431
2	17:10:50	32.662	219.07	41.160	36.009	1:49.831	5:50.262
3	17:12:37	32.782	208.9	40.788	33.549	1:47.119	7:37.381
4	17:14:25	32.925	210.94	40.907	33.587	1:47.419	9:24.800
5	17:16:19	32.710	214.71	44.273	37.099	1:54.082	11:18.882
6	17:18:06	32.727	216.43	40.541	33.429	1:46.697	13:05.579

#### N° 101, WAL / WAL, Pos. 9

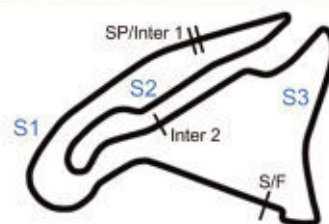
1	17:09:14	33.988	214.29	43.187	36.105	1:53.280	4:14.179
2	17:11:03	33.560	210.53	41.310	33.896	1:48.766	6:02.945
3	17:12:52	33.449	207.29	41.337	33.872	1:48.658	7:51.603
4	17:14:40	33.570	208.9	40.858	33.737	1:48.165	9:39.768
5	17:16:29	33.404	213.02	41.728	33.877	1:49.009	11:28.777
6	17:18:17	33.645	210.53	41.367	33.691	1:48.703	13:17.480



## 5, 6 et 7 septembre 2014

# GT TOUR FFSA 2014

## 5 au 7 Septembre



Supertourisme

Circuit de Nevers Magny-Cours (4.411 km)

Essais Qualificatifs - Pilote A

Classement sur le meilleur tour

Pos.	N°	Team	Pilote 1	NT	S1	SP	S2	S3	M Tps	Au tour	Ecart 1er	Ecart prec	M vit	Tps idéal
1	7	CAP LIBERTE	SERVOL RUDY	5	32.510	211.35	40.313	33.248	1:46.071	1	-	-	149.71	1:46.071
2	4	NO LIMIT RACING	BOTTEMANNE CHRISTIAN	3	32.428	216.86	40.584	33.282	1:46.294	1	0.223	0.223	149.39	1:46.294
3	92	BM92	BASSO RONALD	5	32.700	215.56	40.680	33.216	1:46.596	2	0.525	0.302	148.97	1:46.409
4	3	ARCTIC RACING	DAYRAUT JEAN-PHILIPPE	4	32.734	212.59	40.569	33.391	1:46.694	1	0.623	0.098	148.83	1:46.662
5	77	NO LIMIT RACING	LAGIER BENJAMIN	5	32.991	209.7	41.304	33.661	1:47.956	2	1.885	1.262	147.09	1:47.628
6	11	VIP CHALLENGE	RAYMONDIS GREGOR	6	33.335	201.11	41.152	33.683	1:48.170	1	2.099	0.214	146.8	1:48.043
7	101	AGS EVENTS	WALLGREN RODOLPHE	5	33.299	212.59	41.263	33.989	1:48.551	2	2.480	0.381	146.29	1:48.139
8	30	CLASSIC & MODERN RACING	BENEZET EDDY	5	33.393	208.09	41.412	34.103	1:48.908	2	2.837	0.357	145.81	1:48.908
9	56	JB EMERIC	EMERIC JEAN BAPTISTE	5	33.448	215.13	41.661	34.305	1:49.414	5	3.343	0.506	145.13	1:49.403
10	89	AGS EVENTS	COLLADO JOSE	5	33.886	205.71	41.769	34.027	1:49.682	3	3.611	0.268	144.78	1:49.501
11	6	MULLER RACING	DUMAINE DIDIER	6	33.674	204.15	41.846	34.375	1:49.895	2	3.824	0.213	144.5	1:49.721
12	19	BORDAS	BORDAS ANDRE	4	34.220	203.38	41.988	34.350	1:50.558	2	4.487	0.663	143.63	1:50.205
13	1	VIP CHALLENGE	DMITRIENKO MAXIM	6	34.250	204.54	42.018	34.774	1:51.042	2	4.971	0.484	143.01	1:50.500
14	5	VIP CHALLENGE	CHAMPEAU JEAN PIERRE	6	34.135	204.93	42.177	34.789	1:51.101	4	5.030	0.059	142.93	1:50.501
15	23	BM92	RICHARD LAURENT	4	34.381	201.86	42.924	35.249	1:52.554	3	6.483	1.453	141.08	1:52.554
16	27	SKR	LEMMA FRANCO	5	34.456	198.16	42.894	35.390	1:52.740	5	6.669	0.186	140.85	1:52.578
<b>Pas de temps</b>														
17	2	LOEB RACING	LOEB SEBASTIEN	0	-	-	-	-	-	0	-	-	-	-

M Tps : 1:46.071 (149.71 km/h), (N°7) SERVOL RUDY

**Sous réserve de vérifications techniques en cours ou d'incidents d'ordre sportif**  
**Subject technicals scrutineering or sporting incidents**

Le Directeur de Course / The Race Director  
Jean Renault

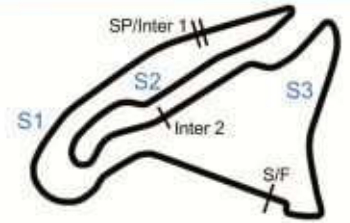
Heure d'affichage / Time posting  
5 septembre 2014 18:29

Le Chronométrateur / The Timekeeper  
Sylvie BUZZIGHIN

## 5, 6 et 7 septembre 2014

# GT TOUR FFSA 2014

## 5 au 7 Septembre



Supertourisme

Circuit de Nevers Magny-Cours (4.411 km)

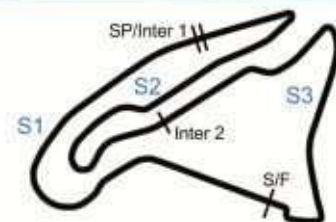
Essais Qualificatifs - Pilote A

Tour par tour

NT	Heure	S1	SP	S2	S3	Dern. Tr	Tps Total	NT	Heure	S1	SP	S2	S3	Dern. Tr	Tps Total
N° 1, DMI / DMI, Pos. 13								3 17:30:25 33.418 199.63 41.157 33.837 1:48.412 7:24.237							
1	17:26:53	34.073	206.11	42.606	<b>34.470</b>	1:51.149	3:52.488	4	17:32:24	33.797	198.53	46.939	38.087	1:58.823	9:23.060
2	17:28:44	34.250	204.55	<b>42.018</b>	34.774	1:51.042	5:43.530	5	17:34:12	33.415	<b>207.69</b>	41.251	33.782	1:48.448	11:11.508
3	17:30:37	34.058	<b>206.5</b>	43.141	35.316	1:52.515	7:36.045	6	17:36:16	33.784	187.83	47.321	43.131	Pit In	13:15.744
4	17:32:28	<b>34.012</b>	206.11	42.393	34.903	1:51.308	9:27.353	N° 19, BOR / BOR, Pos. 12							
5	17:34:31	34.134	204.93	47.270	41.652	2:03.056	11:30.409	1	17:26:58	34.074	204.93	43.237	34.673	1:51.984	3:57.268
6	17:36:43	40.374	168.49	47.998	44.004	Pit In	13:42.785	2	17:28:49	34.220	203.39	<b>41.988</b>	<b>34.350</b>	<b>1:50.558</b>	5:47.826
N° 3, DAY / DAY, Pos. 4								3 17:30:40 34.042 204.55 42.114 34.887 1:51.043 7:38.869							
1	17:28:13	<b>32.734</b>	<b>212.6</b>	40.569	33.391	<b>1:46.694</b>	5:12.181	4	17:32:38	<b>33.867</b>	<b>205.32</b>	42.498	42.212	Pit In	9:37.446
2	17:30:00	32.903	206.5	<b>40.563</b>	<b>33.365</b>	1:46.831	6:59.012	N° 23, RIC / RIC, Pos. 15							
3	17:31:47	33.064	210.12	40.630	33.378	1:47.072	8:46.084	1	17:27:01	34.624	198.53	43.852	37.422	Pit In	4:00.216
4	17:33:49	36.305	183.67	46.931	38.607	Pit In	10:47.927	2	17:32:27	-	196.36	43.664	35.618	5:26.229	9:26.445
N° 4, BOT / BOT, Pos. 2								3 17:34:20 <b>34.381</b> <b>201.87</b> <b>42.924</b> <b>35.249</b> <b>1:52.554</b> 11:18.999							
1	17:26:39	<b>32.428</b>	<b>216.87</b>	<b>40.584</b>	<b>33.282</b>	<b>1:46.294</b>	3:38.540	4	17:36:30	37.944	155.62	49.180	43.331	Pit In	13:29.454
2	17:28:26	32.605	211.35	40.820	33.620	1:47.045	5:25.585	N° 27, LEM / BLA, Pos. 16							
3	17:30:15	32.794	210.53	40.947	35.034	Pit In	7:14.360	1	17:27:33	35.243	197.08	43.530	35.758	1:54.531	4:32.447
N° 5, CHA / VAX, Pos. 14								2 17:29:27 35.055 194.95 43.203 35.505 1:53.763 6:26.210							
1	17:27:05	34.676	<b>212.6</b>	42.366	35.151	1:52.193	4:04.757	3	17:31:20	34.794	198.9	43.385	35.406	1:53.585	8:19.795
2	17:28:58	34.355	207.29	42.085	35.809	1:52.249	5:57.006	4	17:33:13	34.737	<b>201.87</b>	43.028	<b>35.228</b>	1:52.993	10:12.788
3	17:30:50	34.586	209.3	42.372	35.203	1:52.161	7:49.167	5	17:35:06	<b>34.456</b>	198.17	<b>42.894</b>	35.390	<b>1:52.740</b>	12:05.528
4	17:32:41	34.135	204.93	42.177	<b>34.789</b>	1:51.101	9:40.268	N° 30, BEN / BEN, Pos. 8							
5	17:34:33	<b>33.891</b>	207.29	<b>41.821</b>	36.439	1:52.151	11:32.419	1	17:27:53	41.896	153.19	56.659	34.392	2:12.947	4:51.850
6	17:36:26	35.193	207.29	42.218	35.667	1:53.078	13:25.497	2	17:29:41	<b>33.393</b>	208.09	41.412	<b>34.103</b>	<b>1:48.908</b>	6:40.758
N° 6, DUM / PER, Pos. 11								3 17:31:31 33.520 206.5 41.940 34.515 1:49.975 8:30.733							
1	17:27:10	34.183	208.9	42.018	34.755	1:50.956	4:09.374	4	17:33:34	38.228	181.82	43.734	40.835	2:02.797	10:33.530
2	17:29:00	<b>33.674</b>	204.16	41.846	<b>34.375</b>	<b>1:49.895</b>	5:59.269	5	17:35:24	33.641	<b>208.49</b>	41.776	34.320	1:49.737	12:23.267
3	17:30:50	33.794	211.35	41.912	34.559	1:50.265	7:49.534	N° 56, EME / EME, Pos. 9							
4	17:32:44	34.405	206.9	42.915	36.854	1:54.174	9:43.708	1	17:28:39	1:06.38	166.15	46.687	40.951	Pit In	5:38.260
5	17:34:36	33.949	<b>212.6</b>	<b>41.672</b>	35.833	1:51.454	11:35.162	2	17:31:16	-	210.94	42.161	35.025	2:37.089	8:15.349
6	17:36:26	34.095	<b>212.6</b>	41.909	34.629	1:50.633	13:25.795	3	17:33:06	33.543	210.94	41.803	34.849	1:50.195	10:05.544
N° 7, SER / SER, Pos. 1								4 17:34:58 <b>33.437</b> 210.94 42.822 35.191 1:51.450 11:56.994							
1	17:26:38	<b>32.510</b>	211.35	<b>40.313</b>	<b>33.248</b>	<b>1:46.071</b>	3:37.047	5	17:36:47	33.448	<b>215.14</b>	<b>41.661</b>	<b>34.305</b>	<b>1:49.414</b>	13:46.408
2	17:28:25	32.833	<b>213.44</b>	40.515	33.432	1:46.780	5:23.827	N° 11, RAY / RAY, Pos. 6							
3	17:30:11	32.585	211.35	40.458	33.475	1:46.518	7:10.345	1	17:26:47	<b>33.335</b>	201.12	41.152	<b>33.683</b>	<b>1:48.170</b>	3:46.792
4	17:31:58	32.603	209.71	40.353	33.763	1:46.719	8:57.064	2	17:28:37	33.382	204.16	<b>41.025</b>	34.626	1:49.033	5:35.825
5	17:34:19	41.032	139.53	59.179	41.094	Pit In	11:18.369								

# GT TOUR FFSA 2014

## 5 au 7 Septembre



Supertourisme

Circuit de Nevers Magny-Cours (4.411 km)

Essais Qualificatifs - Pilote A

Tour par tour

NT	Heure	S1	SP	S2	S3	Dern. Tr	Tps Total	NT	Heure	S1	SP	S2	S3	Dern. Tr	Tps Total
----	-------	----	----	----	----	----------	-----------	----	-------	----	----	----	----	----------	-----------

N° 77, LAG / LAG, Pos. 5

1	17:26:52	33.150	211.76	<b>40.986</b>	34.102	1:48.238	3:50.941
2	17:28:40	32.991	209.71	41.304	<b>33.661</b>	<b>1:47.956</b>	5:38.897
3	17:30:28	<b>32.981</b>	<b>213.02</b>	41.146	33.905	1:48.032	7:26.929
4	17:32:16	32.998	210.94	41.371	34.403	1:48.772	9:15.701
5	17:34:26	35.187	143.24	51.288	42.684	Pit In	11:24.860

N° 89, COL / GOM, Pos. 10

1	17:27:28	34.195	208.09	42.294	34.491	1:50.980	4:27.193
2	17:30:02	1:08.59	171.43	51.290	34.413	2:34.302	7:01.495
3	17:31:52	<b>33.886</b>	205.71	41.769	<b>34.027</b>	<b>1:49.682</b>	8:51.177
4	17:33:42	34.090	208.49	41.761	34.449	1:50.300	10:41.477
5	17:35:33	34.181	<b>210.12</b>	<b>41.588</b>	34.612	1:50.381	12:31.858

N° 92, BAS / BAS, Pos. 3

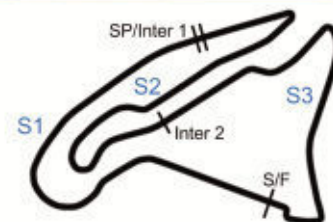
1	17:27:51	32.760	210.94	<b>40.577</b>	33.488	1:46.825	4:49.847
2	17:29:37	32.700	<b>215.57</b>	40.680	<b>33.216</b>	<b>1:46.596</b>	6:36.443
3	17:31:40	<b>32.616</b>	213.86	40.602	49.416	2:02.634	8:39.077
4	17:33:37	<b>33.565</b>	<b>214.71</b>	<b>43.658</b>	<b>39.861</b>	<b>1:57.084</b>	10:36.161
5	17:35:24	33.117	208.9	40.912	33.453	1:47.482	12:23.643

N° 101, WAL / WAL, Pos. 7

1	17:27:00	33.860	209.3	<b>41.135</b>	<b>33.705</b>	1:48.700	3:59.795
2	17:28:49	<b>33.299</b>	212.6	41.263	33.989	<b>1:48.551</b>	5:48.346
3	17:30:47	39.482	172.52	43.510	35.407	1:58.399	7:46.745
4	17:32:36	33.539	<b>213.86</b>	41.297	33.839	1:48.675	9:35.420
5	17:35:02	33.545	207.29	41.460	1:10.68	Pit In	12:01.105

# GT TOUR FFSA 2014

## 5 au 7 Septembre



Supertourisme  
 Course 1 - Pilote A

Circuit de Nevers Magny-Cours (4.411 km)  
 Classement sur le nombre de tours

Pos.	N°	Pilote 1	Team	NT	Tps Total	Ecart 1er	Ecart prec	M Tps	Au tour	M vit
1	7	SERVOL RUDY	CAP LIBERTE	11	00:19:40.448	-	-	1:46.292	9	149.4
2	4	BOTTEMANNE CHRISTIAN	NO LIMIT RACING	11	00:19:45.250	4.802	4.802	1:47.087	10	148.29
3	92	BASSO RONALD	BM92	11	00:19:48.143	7.695	2.893	1:47.013	7	148.39
4	77	LAGIER BENJAMIN	NO LIMIT RACING	11	00:19:53.806	13.358	5.663	1:47.194	7	148.14
5	2	LOEB SEBASTIEN	LOEB RACING	11	00:19:56.669	16.221	2.863	1:47.332	2	147.95
6	11	RAYMONDIS GREGOR	VIP CHALLENGE	11	00:20:00.914	20.466	4.245	1:48.621	4	146.19
7	6	DUMAINE DIDIER	MULLER RACING	11	00:20:06.323	25.875	5.409	1:48.768	4	146
8	101	WALLGREN RODOLPHE	AGS EVENTS	11	00:20:20.911	40.463	14.588	1:47.750	8	147.37
9	1	DMITRIENKO MAXIM	VIP CHALLENGE	11	00:20:22.726	42.278	1.815	1:50.313	6	143.95
10	30	BENEZET EDDY	CLASSIC & MODERN RACING	11	00:20:23.599	43.151	0.873	1:48.879	3	145.85
11	5	CHAMPEAU JEAN PIERRE	VIP CHALLENGE	11	00:20:23.953	43.505	0.354	1:49.581	8	144.91
12	56	EMERIC JEAN BAPTISTE	JB EMERIC	11	00:20:31.900	51.452	7.947	1:49.054	4	145.61
13	19	BORDAS ANDRE	BORDAS	11	00:20:47.909	1:07.461	16.009	1:50.187	5	144.12
14	27	LEMMA FRANCO	SKR	11	00:20:49.292	1:08.844	1.383	1:52.307	6	141.39
15	3	DAYRAUT JEAN-PHILIPPE	ARCTIC RACING	10	00:17:53.589	1 Tr.	1 Tr.	1:46.364	9	149.29
16	23	RICHARD LAURENT	BM92	9	00:20:00.944	2 Tr.	1 Tr.	1:50.144	8	144.17

Cts n'ayant pas couvert 75% du nbre de tour du premier (Exigences : 75% du nombre de tours du premier = 8 Tr.)

17	89	COLLADO JOSE	AGS EVENTS	1	00:02:28.846	10 Tr.	8 Tr.	-	0	-
----	----	--------------	------------	---	--------------	--------	-------	---	---	---

M Tps : 1:46.292 (149.4 km/h). (N°7) SERVOL RUDY

**Sous réserve de vérifications techniques en cours ou d'incidents d'ordre sportif**  
**Subject technicals scrutineering or sporting incidents**

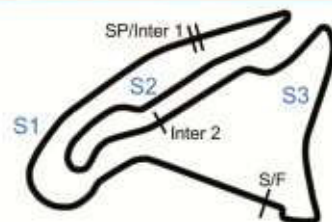
Le Directeur de Course / The Race Director  
 Jean Renault

Heure d'affichage / Time posting  
 6 septembre 2014 14:47

Le Chronométrateur / The Timekeeper  
 Sylvie BUZZIGHIN

# GT TOUR FFSA 2014

## 5 au 7 Septembre



Supertourisme  
Course 1 - Pilote A

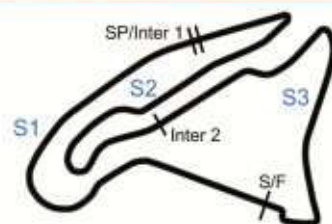
Circuit de Nevers Magny-Cours (4.411 km)  
Lap chart

Départ : 7 4 92 3 77 11 101 30 56 89 6 19 1 5 23 27 2

Tour	7	4	92	3	77	11	101	30	56	89	6	19	1	5	23	27	2
Tour 0																	
Tour 1	92	7	3	4	77	101	11	6	56	2	30	1	19	27	5	<b>89</b>	23
Tour 2	92	7	3	4	77	11	6	2	56	30	1	19	5	27	101	23	
Tour 3	7	4	3	77	11	92	2	6	56	30	1	19	5	27	101	23	
Tour 4	7	4	3	77	92	11	2	6	56	30	1	19	5	27	101	23	
Tour 5	7	3	4	77	92	2	11	6	56	30	1	19	5	101	27	23	
Tour 6	7	3	4	77	92	2	11	6	56	30	1	19	5	101	27	23	
Tour 7	7	3	4	77	92	2	11	6	56	30	1	5	101	27	19	23	
Tour 8	7	3	4	77	92	2	11	6	56	30	1	5	101	27	19	23	
Tour 9	7	3	4	92	77	2	11	6	30	1	101	5	56	19	27	23	
Tour 10	7	3	4	92	77	2	11	6	30	101	1	5	56	19	27		
Tour 11	7	4	92	77	2	11	6	101	1	30	5	56	19	27			

# GT TOUR FFSA 2014

5 au 7 Septembre



Supertourisme

Circuit de Nevers Magny-Cours (4.411 km)

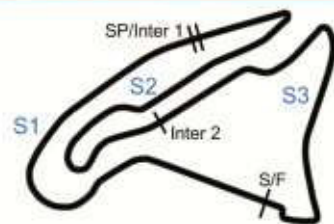
Course 1 - Pilote A

Tour par tour

NT	Heure	S1	SP	S2	S3	Dern. Tr	Tps Total	NT	Heure	S1	SP	S2	S3	Dern. Tr	Tps Total
<b>N° 1, DMI / DMI, Pos. 9</b>								<b>N° 5, CHA / VAX, Pos. 11</b>							
1	14:12:48	-	207.69	43.440	35.698	1:55.081	1:55.081	6	14:21:41	32.755	218.62	41.283	33.355	1:47.393	10:47.921
2	14:14:39	33.978	208.09	42.168	35.092	1:51.238	3:46.319	7	14:23:28	32.760	209.71	40.913	33.584	1:47.257	12:35.178
3	14:16:30	33.830	203.01	42.653	34.790	1:51.273	5:37.592	8	14:25:16	32.908	218.18	41.052	33.773	1:47.733	14:22.911
4	14:18:21	33.880	206.11	42.209	34.985	1:51.074	7:28.666	9	14:27:03	32.964	213.02	40.849	33.516	1:47.329	16:10.240
5	14:20:12	34.022	206.5	41.604	34.690	1:50.316	9:18.982	10	14:28:50	32.940	212.6	40.631	33.516	1:47.087	17:57.327
6	14:22:02	33.940	207.29	41.956	34.417	1:50.313	11:09.295	11	14:30:38	32.861	213.02	41.065	33.997	1:47.923	19:45.250
7	14:23:53	34.032	206.5	42.324	34.575	1:50.931	13:00.226	<b>N° 6, DUM / PER, Pos. 7</b>							
8	14:25:43	34.024	201.12	42.007	34.348	1:50.379	14:50.605	1	14:12:51	-	211.76	44.672	35.363	1:57.932	1:57.932
9	14:27:34	33.987	206.11	42.177	34.270	1:50.434	16:41.039	2	14:14:41	34.203	211.35	41.731	34.847	1:50.781	3:48.713
10	14:29:24	33.814	207.69	41.851	34.684	1:50.349	18:31.388	3	14:16:32	33.848	208.49	41.765	34.875	1:50.488	5:39.201
11	14:31:15	34.462	205.71	42.109	34.767	1:51.338	20:22.726	4	14:18:22	33.933	214.29	41.952	34.571	1:50.456	7:29.657
<b>N° 2, LOE / LOE, Pos. 5</b>								<b>N° 7, SER / SER, Pos. 1</b>							
1	14:12:46	-	199.63	42.035	34.808	1:53.541	1:53.541	1	14:12:44	-	212.6	41.495	34.605	1:51.178	1:51.178
2	14:14:34	32.795	208.49	40.768	33.769	1:47.332	3:40.873	2	14:14:33	33.558	206.9	41.528	34.036	1:49.122	3:40.300
3	14:16:21	32.886	215.57	41.010	34.002	1:47.898	5:28.771	3	14:16:23	33.384	212.18	41.987	34.632	1:50.003	5:30.303
4	14:18:09	33.319	208.09	40.817	33.593	1:47.729	7:16.500	4	14:18:12	33.496	217.3	41.477	33.795	1:48.768	7:19.071
5	14:19:57	33.025	211.35	41.112	34.162	1:48.299	9:04.799	5	14:20:01	33.568	207.29	41.353	34.052	1:48.973	9:08.044
6	14:21:46	33.239	206.5	41.071	33.871	1:48.181	10:52.980	6	14:21:50	33.566	212.18	41.638	34.347	1:49.551	10:57.595
7	14:23:34	33.298	200	41.242	33.701	1:48.241	12:41.221	7	14:23:39	33.724	207.29	41.623	33.797	1:49.144	12:46.739
8	14:25:23	33.346	212.18	41.255	34.208	1:48.809	14:30.030	8	14:25:29	33.735	206.9	41.674	34.185	1:49.594	14:36.333
9	14:27:11	33.305	203.39	41.307	34.158	1:48.770	16:18.800	9	14:27:19	33.703	215.57	41.592	34.370	1:49.665	16:25.998
10	14:29:00	33.320	214.29	41.257	34.253	1:48.830	18:07.630	10	14:29:08	33.686	212.18	41.454	34.431	1:49.571	18:15.569
11	14:30:49	33.347	203.39	41.196	34.496	1:49.039	19:56.669	11	14:30:59	33.631	207.69	41.625	35.498	1:50.754	20:06.323
<b>N° 3, DAY / DAY, Pos. 15</b>								<b>N° 4, BOT / BOT, Pos. 2</b>							
1	14:12:41	-	209.3	41.484	33.966	1:48.555	1:48.555	1	14:12:42	-	210.94	41.489	33.929	1:48.942	1:48.942
2	14:14:30	33.086	217.74	41.043	34.717	1:48.846	3:37.401	2	14:14:30	32.678	213.02	41.841	33.997	1:48.516	3:37.458
3	14:16:18	33.587	212.6	40.867	33.520	1:47.974	5:25.375	3	14:16:18	32.864	210.12	41.051	33.812	1:47.727	5:25.185
4	14:18:05	32.811	216	40.784	33.751	1:47.346	7:12.721	4	14:18:05	32.605	213.44	41.008	33.567	1:47.180	7:12.365
5	14:19:52	32.758	214.71	40.868	33.361	1:46.987	8:59.708	5	14:19:53	32.735	214.71	41.882	33.546	1:48.163	9:00.528
6	14:21:39	32.795	210.12	40.530	33.254	1:46.579	10:46.287								
7	14:23:26	32.769	214.29	40.703	33.326	1:46.798	12:33.085								
8	14:25:13	33.106	213.02	40.411	33.286	1:46.803	14:19.888								
9	14:26:59	32.632	216.87	40.515	33.217	1:46.364	16:06.252								
10	14:28:46	32.816	211.76	40.728	33.793	1:47.337	17:53.589								
11	-	32.813	216.43	41.150	-	-	-								

# GT TOUR FFSA 2014

## 5 au 7 Septembre



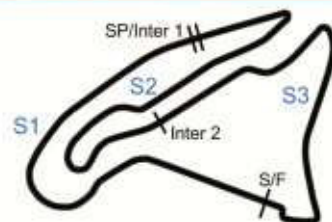
Supertourisme  
 Course 1 - Pilote A

Circuit de Nevers Magny-Cours (4.411 km)  
 Tour par tour

NT	Heure	S1	SP	S2	S3	Dern. Tr	Tps Total	NT	Heure	S1	SP	S2	S3	Dern. Tr	Tps Total
<b>N° 7, SER / SER, Pos. 1</b>								<b>N° 30, BEN / BEN, Pos. 10</b>							
8	14:25:12	33.138	211.35	40.752	33.350	1:47.240	14:19.099	2	14:14:43	34.443	202.25	43.156	35.540	1:53.139	3:50.686
9	14:26:58	32.625	206.5	<b>40.436</b>	<b>33.231</b>	<b>1:46.292</b>	16:05.391	3	14:16:36	34.411	201.12	43.050	35.417	1:52.878	5:43.564
10	14:28:46	32.652	214.29	41.626	33.449	1:47.727	17:53.118	4	14:18:29	34.461	201.12	<b>42.413</b>	35.499	1:52.373	7:35.937
11	14:30:33	32.681	212.6	40.817	33.832	1:47.330	19:40.448	5	14:20:23	35.431	198.53	42.803	35.822	1:54.056	9:29.993
<b>N° 11, RAY / RAY, Pos. 6</b>								<b>N° 56, EME / EME, Pos. 12</b>							
1	14:12:43	-	213.86	41.945	33.796	1:50.235	1:50.235	1	14:12:45	-	220.41	41.959	35.061	1:52.166	1:52.166
2	14:14:32	<b>33.287</b>	213.44	41.753	33.676	1:48.716	3:38.951	2	14:14:34	<b>33.001</b>	215.14	41.556	34.777	1:49.334	3:41.500
3	14:16:20	33.312	207.69	41.537	33.790	1:48.639	5:27.590	3	14:16:23	33.025	216	<b>41.457</b>	34.797	1:49.279	5:30.779
4	14:18:09	33.698	208.9	41.255	<b>33.668</b>	<b>1:48.621</b>	7:16.211	4	14:18:12	33.124	<b>221.31</b>	41.917	34.013	<b>1:49.054</b>	7:19.833
5	14:19:58	33.448	210.94	41.566	34.205	1:49.219	9:05.430	5	14:20:03	33.314	216.43	42.143	34.118	1:50.275	9:10.108
6	14:21:47	33.459	212.6	41.217	33.973	1:48.649	10:54.079	6	14:21:53	33.790	212.6	41.935	34.518	1:50.243	11:00.351
7	14:23:35	33.566	205.71	<b>41.115</b>	34.062	1:48.743	12:42.822	7	14:23:44	33.599	214.29	43.301	<b>33.988</b>	1:50.888	12:51.239
8	14:25:24	33.456	206.11	41.276	33.961	1:48.693	14:31.515	8	14:25:34	33.657	207.29	41.922	34.513	1:50.092	14:41.331
9	14:27:13	33.478	210.94	41.357	34.124	1:48.959	16:20.474	9	14:27:43	33.396	210.12	59.895	35.357	2:08.648	16:49.979
10	14:29:02	33.686	<b>217.74</b>	41.204	33.986	1:48.876	18:09.350	10	14:29:34	33.903	213.44	42.036	35.023	1:50.962	18:40.941
11	14:30:54	33.440	202.25	42.519	35.605	1:51.564	20:00.914	11	14:31:25	34.378	212.6	42.135	34.446	1:50.959	20:31.900
<b>N° 19, BOR / BOR, Pos. 13</b>								<b>N° 77, LAG / LAG, Pos. 4</b>							
1	14:12:48	-	207.29	43.479	35.120	1:55.588	1:55.588	1	14:12:42	-	<b>219.07</b>	41.775	33.885	1:49.273	1:49.273
2	14:14:40	<b>33.852</b>	<b>211.35</b>	43.444	34.913	1:52.209	3:47.797	2	14:14:31	<b>32.744</b>	216.87	41.709	34.125	1:48.578	3:37.851
3	14:16:31	33.692	206.5	42.133	34.797	1:50.622	5:38.419	3	14:16:19	33.267	214.71	41.185	33.651	1:48.103	5:25.954
4	14:18:22	34.022	210.53	42.530	<b>34.304</b>	1:50.856	7:29.275	4	14:18:07	32.933	211.35	41.332	33.997	1:48.262	7:14.216
5	14:20:12	33.814	203.01	<b>41.830</b>	34.543	<b>1:50.187</b>	9:19.462	5	14:19:54	32.939	211.76	40.909	<b>33.444</b>	1:47.292	9:01.508
6	14:22:03	33.846	206.5	42.299	34.393	1:50.538	11:10.000	6	14:21:42	32.758	214.29	41.185	33.734	1:47.677	10:49.185
7	14:24:09	<b>33.444</b>	204.93	42.051	50.366	2:05.861	13:15.861	7	14:23:29	32.861	208.9	<b>40.859</b>	33.474	1:47.194	12:36.379
8	14:26:03	34.023	206.5	44.170	35.871	1:54.064	15:09.925								
9	14:27:55	33.908	203.01	42.413	35.828	1:52.149	17:02.074								
10	14:29:49	34.245	204.93	43.102	36.835	1:54.182	18:56.256								
11	14:31:41	34.302	204.93	42.105	35.246	1:51.653	20:47.909								
<b>N° 23, RIC / RIC, Pos. 16</b>															
1	14:15:53	-	206.9	3:37.20	45.637	4:59.967	4:59.967								
2	14:17:48	36.511	205.32	43.129	35.248	1:54.888	6:54.855								
3	14:19:40	34.130	205.32	42.714	35.156	1:52.000	8:46.855								
4	14:21:31	34.244	201.87	42.519	34.976	1:51.739	10:38.594								
5	14:23:24	34.307	205.71	43.495	35.081	1:52.883	12:31.477								
6	14:25:16	34.894	208.9	41.945	35.463	1:52.302	14:23.779								
7	14:27:09	35.400	209.71	42.031	34.718	1:52.149	16:15.928								
8	14:28:59	<b>33.549</b>	<b>213.44</b>	<b>41.941</b>	<b>34.654</b>	<b>1:50.144</b>	18:06.072								
9	14:30:54	34.647	179.1	42.576	37.649	1:54.872	20:00.944								
<b>N° 27, LEM / BLA, Pos. 14</b>															
1	14:12:50	-	205.71	44.262	35.595	1:57.547	1:57.547								

# GT TOUR FFSA 2014

## 5 au 7 Septembre



Supertourisme  
 Course 1 - Pilote A

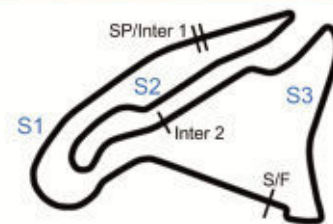
Circuit de Nevers Magny-Cours (4.411 km)  
 Tour par tour

NT	Heure	S1	SP	S2	S3	Dern. Tr	Tps Total	NT	Heure	S1	SP	S2	S3	Dern. Tr	Tps Total
<b>N° 77, LAG / LAG, Pos. 4</b>															
4	14:18:07	32.933	211.35	41.332	33.997	1:48.262	7:14.216								
5	14:19:54	32.939	211.76	40.909	<b>33.444</b>	1:47.292	9:01.508								
6	14:21:42	32.758	214.29	41.185	33.734	1:47.677	10:49.185								
7	14:23:29	32.861	208.9	<b>40.859</b>	33.474	1:47.194	12:36.379								
8	14:25:17	32.799	210.12	41.420	33.605	1:47.824	14:24.203								
9	14:27:07	33.519	205.71	42.852	33.477	1:49.848	16:14.051								
10	14:28:56	33.088	209.71	41.649	34.747	1:49.484	18:03.535								
11	14:30:46	34.840	206.9	41.489	33.942	1:50.271	19:53.806								
<b>N° 89, COL / GOM, Pos. 17</b>															
1	14:13:22	-	221.31	1:08.92	44.088	Pit In	2:28.846								
<b>N° 92, BAS / BAS, Pos. 3</b>															
1	14:12:40	-	215.14	41.267	33.805	1:47.837	1:47.837								
2	14:14:28	32.904	213.44	40.660	33.762	1:47.326	3:35.163								
3	14:16:21	32.995	203.77	45.976	33.766	1:52.737	5:27.900								
4	14:18:08	33.087	219.96	<b>40.625</b>	33.413	1:47.125	7:15.025								
5	14:19:55	32.788	210.94	40.705	33.591	1:47.084	9:02.109								
6	14:21:42	32.755	215.57	40.963	33.941	1:47.659	10:49.768								
7	14:23:29	32.893	212.6	40.696	33.424	1:47.013	12:36.781								
8	14:25:17	32.835	215.57	41.132	33.915	1:47.882	14:24.663								
9	14:27:06	33.295	199.63	41.504	33.971	1:48.770	16:13.433								
10	14:28:54	33.081	212.6	40.872	33.580	1:47.533	18:00.966								
11	14:30:41	32.871	216.87	40.651	33.655	1:47.177	19:48.143								
<b>N° 101, WAL / WAL, Pos. 8</b>															
1	14:12:43	-	214.71	41.805	34.003	1:49.990	1:49.990								
2	14:14:54	<b>32.948</b>	213.44	1:04.44	34.086	2:11.479	4:01.469								
3	14:16:43	33.560	208.9	41.307	34.127	1:48.994	5:50.463								
4	14:18:32	33.711	211.35	41.260	33.841	1:48.812	7:39.275								
5	14:20:21	33.638	208.9	41.348	33.686	1:48.672	9:27.947								
6	14:22:10	33.699	212.18	41.426	33.912	1:49.037	11:16.984								
7	14:23:58	33.521	212.18	41.060	33.656	1:48.237	13:05.221								
8	14:25:46	33.291	216.87	<b>40.817</b>	33.642	1:47.750	14:52.971								
9	14:27:34	33.105	216	41.526	33.944	1:48.575	16:41.546								
10	14:29:23	33.244	211.76	41.329	34.676	1:49.249	18:30.795								
11	14:31:14	34.278	210.94	41.212	34.626	1:50.116	20:20.911								



# GT TOUR FFSA 2014

## 5 au 7 Septembre



Supertourisme  
 Course 2 - Pilote B

Circuit de Nevers Magny-Cours (4.411 km)  
 Classement sur le nombre de tours

Pos.	N°	Pilote 2	Team	NT	Tps Total	Ecart 1er	Ecart prec	M Tps	Au tour	M vit
1	5	VAXIVIERE MATHIEU	VIP CHALLENGE	11	00:19:29.981	-	-	1:46.045	8	149.74
2	92	BASSO RONALD	BM92	11	00:19:40.274	10.293	10.293	1:46.589	6	148.98
3	4	BOTTEMANNE CHRISTIAN	NO LIMIT RACING	11	00:19:51.017	21.036	10.743	1:47.344	5	147.93
4	2	LOEB SEBASTIEN	LOEB RACING	11	00:19:51.512	21.531	0.495	1:47.165	4	148.18
5	89	GOMAR NICOLAS	AGS EVENTS	11	00:19:55.303	25.322	3.791	1:47.434	8	147.81
6	101	WALLGREN RODOLPHE	AGS EVENTS	11	00:20:03.226	33.245	7.923	1:48.418	8	146.47
7	6	PERNAUT OLIVIER	MULLER RACING	11	00:20:03.463	33.482	0.237	1:48.344	8	146.57
8	11	RAYMONDIS GREGOR	VIP CHALLENGE	11	00:20:16.514	46.533	13.051	1:48.996	5	145.69
9	23	RICHARD LAURENT	BM92	11	00:20:24.574	54.593	8.060	1:49.058	3	145.61
10	1	DMITRIENKO MAXIM	VIP CHALLENGE	11	00:20:29.849	59.868	5.275	1:50.761	3	143.37
11	7	SERVOL RUDY	CAP LIBERTE	11	00:20:49.813	1:19.832	19.964	1:46.634	5	148.92
12	30	BENEZET EDDY	CLASSIC & MODERN RACING	10	00:19:00.628	1 Tr.	1 Tr.	1:49.125	9	145.52
13	77	LAGIER BENJAMIN	NO LIMIT RACING	9	00:16:16.221	2 Tr.	1 Tr.	1:47.565	6	147.63
<b>Cts n'ayant pas couvert 75% du nbre de tour du premier (Exigences : 75% du nombre de tours du premier = 8 Tr.)</b>										
14	3	DAYRAUT JEAN-PHILIPPE	ARCTIC RACING	4	00:07:09.873	7 Tr.	5 Tr.	1:47.177	2	148.16
15	27	BLANCHEMAIN MICKAEL	SKR	2	00:04:08.690	9 Tr.	2 Tr.	-	0	-
16	19	BORDAS ANDRE	BORDAS	2	00:04:42.120	9 Tr.	33.430	-	0	-
17	56	EMERIC JEAN BAPTISTE	JB EMERIC	2	00:05:23.832	9 Tr.	41.712	-	0	-

**M Tps : 1:46.045 (149.74 km/h), (N°5) VAXIVIERE MATHIEU**

**Sous réserve de vérifications techniques en cours ou d'incidents d'ordre sportif**  
**Subject technicals scrutineering or sporting incidents**

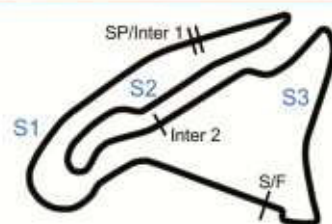
Le Directeur de Course / The Race Director  
 Jean Renault

Heure d'affichage / Time posting  
 6 septembre 2014 19:40

Le Chronométrateur / The Timekeeper  
 Sylvie BUZZIGHIN

# GT TOUR FFSA 2014

## 5 au 7 Septembre



Supertourisme  
Course 2 - Pilote B

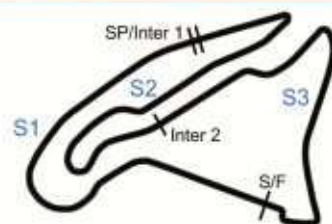
Circuit de Nevers Magny-Cours (4.411 km)  
Lap chart

Départ : 5 7 3 4 92 2 77 11 101 89 56 6 30 23 19 1 27

Tour	5	7	3	4	92	2	77	11	101	89	56	6	30	23	19	1	27
Tour 0																	
Tour 1	5	92	3	4	2	11	77	101	89	6	56	30	23	7	1	19	27
Tour 2	5	92	3	4	2	77	11	101	89	6	7	23	30	1	27	19	56
Tour 3	5	92	3	4	2	77	11	89	7	101	6	23	30	1			
Tour 4	5	92	2	3	4	77	89	7	11	101	6	23	30	1			
Tour 5	5	92	2	4	77	7	89	11	101	6	23	30	1				
Tour 6	5	92	2	4	77	7	89	101	6	11	30	23	1				
Tour 7	5	92	2	4	77	7	89	101	6	11	23	1	30				
Tour 8	5	92	2	4	7	77	89	101	6	11	23	1	30				
Tour 9	5	92	2	4	77	89	7	101	6	11	23	1	30				
Tour 10	5	92	4	2	89	101	6	7	11	23	1	30					
Tour 11	5	92	4	2	89	101	6	11	23	1	7						

# GT TOUR FFSA 2014

## 5 au 7 Septembre



Supertourisme  
 Course 2 - Pilote B

Circuit de Nevers Magny-Cours (4.411 km)  
 Tour par tour

NT	Heure	S1	SP	S2	S3	Dern. Tr	Tps Total	NT	Heure	S1	SP	S2	S3	Dern. Tr	Tps Total
----	-------	----	----	----	----	----------	-----------	----	-------	----	----	----	----	----------	-----------

**N° 1, DMI / DMI, Pos. 10**

1	18:46:34	-	208.9	42.513	36.061	1:53.482	1:53.482
2	18:48:28	34.108	211.76	45.332	35.169	1:54.609	3:48.091
3	18:50:19	34.053	211.35	<b>41.861</b>	34.847	<b>1:50.761</b>	5:38.852
4	18:52:11	34.124	207.69	42.405	35.057	1:51.586	7:30.438
5	18:54:02	34.022	204.93	42.046	35.090	1:51.158	9:21.596
6	18:55:53	33.919	206.11	42.414	34.768	1:51.101	11:12.697
7	18:57:45	<b>33.885</b>	206.11	43.441	34.672	1:51.998	13:04.695
8	18:59:36	34.274	203.01	42.181	34.817	1:51.272	14:55.967
9	19:01:27	34.062	200	42.356	<b>34.505</b>	1:50.923	16:46.890
10	19:03:19	34.706	205.71	42.277	34.764	1:51.747	18:38.637
11	19:05:10	34.104	204.55	42.177	34.931	1:51.212	20:29.849

**N° 5, CHA / VAX, Pos. 1**

1	18:46:25	-	210.53	40.987	33.801	1:45.010	1:45.010
2	18:48:12	32.880	208.9	40.479	33.620	1:46.979	3:31.989
3	18:49:59	32.772	209.71	40.355	33.684	1:46.811	5:18.800
4	18:51:46	<b>32.690</b>	206.9	40.379	33.438	1:46.507	7:05.307
5	18:53:32	32.739	210.53	40.269	<b>33.040</b>	1:46.048	8:51.355
6	18:55:18	32.695	210.53	40.281	33.101	1:46.077	10:37.432
7	18:57:04	32.836	210.94	40.476	33.197	1:46.509	12:23.941
8	18:58:50	32.823	208.9	<b>40.163</b>	33.059	<b>1:46.045</b>	14:09.986
9	19:00:37	32.721	208.9	40.391	33.243	1:46.355	15:56.341
10	19:02:23	32.784	<b>213.86</b>	40.413	33.174	1:46.371	17:42.712
11	19:04:10	33.100	211.76	40.358	33.811	1:47.269	19:29.981

**N° 2, LOE / LOE, Pos. 4**

1	18:46:27	-	<b>215.57</b>	41.693	<b>33.512</b>	1:46.877	1:46.877
2	18:48:15	<b>32.632</b>	215.14	41.954	33.636	1:48.222	3:35.099
3	18:50:03	32.842	210.12	40.749	33.936	1:47.527	5:22.626
4	18:51:50	32.871	213.86	<b>40.733</b>	33.561	<b>1:47.165</b>	7:09.791
5	18:53:38	33.145	206.9	40.877	33.565	1:47.587	8:57.378
6	18:55:25	33.046	206.9	40.949	33.734	1:47.729	10:45.107
7	18:57:13	33.203	203.39	40.949	33.812	1:47.964	12:33.071
8	18:59:01	33.084	205.32	40.847	33.620	1:47.551	14:20.622
9	19:00:49	33.067	203.39	40.919	33.814	1:47.800	16:08.422
10	19:02:43	35.705	157.43	44.562	33.846	1:54.113	18:02.535
11	19:04:32	34.004	208.49	41.255	33.718	1:48.977	19:51.512

**N° 6, DUM / PER, Pos. 7**

1	18:46:31	-	204.55	42.886	35.157	1:50.692	1:50.692
2	18:48:21	33.343	214.71	41.718	35.439	1:50.500	3:41.192
3	18:50:12	33.376	214.29	42.560	34.484	1:50.420	5:31.612
4	18:52:01	33.542	212.18	41.337	34.444	1:49.323	7:20.935
5	18:53:50	33.538	213.86	41.506	34.048	1:49.092	9:10.027
6	18:55:40	33.364	<b>216</b>	41.693	34.248	1:49.305	10:59.332
7	18:57:28	33.559	213.86	41.288	33.948	1:48.795	12:48.127
8	18:59:17	<b>33.271</b>	213.02	41.471	<b>33.602</b>	<b>1:48.344</b>	14:36.471
9	19:01:05	33.440	212.18	41.229	33.841	1:48.510	16:24.981
10	19:02:55	33.986	214.29	41.604	34.019	1:49.609	18:14.590
11	19:04:44	33.740	209.3	41.215	33.918	1:48.873	20:03.463

**N° 3, DAY / DAY, Pos. 14**

1	18:46:26	-	216.43	41.344	<b>33.365</b>	1:45.566	1:45.566
2	18:48:13	32.663	214.71	41.082	33.432	<b>1:47.177</b>	3:32.743
3	18:50:01	32.736	<b>219.07</b>	41.372	33.565	1:47.673	5:20.416
4	18:51:50	<b>32.600</b>	213.86	<b>40.622</b>	36.235	Pit In	7:09.873

**N° 7, SER / SER, Pos. 11**

1	18:46:33	-	207.29	41.449	35.257	1:53.067	1:53.067
2	18:48:22	33.215	219.96	40.566	34.699	1:48.480	3:41.547
3	18:50:11	33.129	217.3	42.040	33.590	1:48.759	5:30.306
4	18:51:59	33.120	221.77	41.238	34.207	1:48.565	7:18.871
5	18:53:46	32.652	216	40.612	<b>33.370</b>	<b>1:46.634</b>	9:05.505
6	18:55:32	<b>32.603</b>	211.35	<b>40.540</b>	33.544	1:46.687	10:52.192
7	18:57:21	32.725	224.07	40.983	34.352	1:48.060	12:40.252
8	18:59:08	32.711	216.87	40.738	33.600	1:47.049	14:27.301
9	19:01:04	32.734	<b>224.53</b>	48.634	34.602	1:55.970	16:23.271
10	19:02:57	-	-	-	-	1:53.109	18:16.380
11	19:05:31	-	-	-	-	2:33.433	20:49.813

**N° 4, BOT / BOT, Pos. 3**

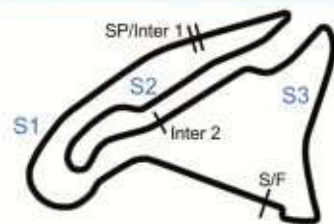
1	18:46:27	-	212.6	41.598	<b>33.350</b>	1:46.425	1:46.425
2	18:48:14	32.893	<b>218.62</b>	41.317	33.465	1:47.675	3:34.100
3	18:50:03	33.078	209.3	41.167	33.876	1:48.121	5:22.221
4	18:51:56	<b>32.743</b>	211.35	46.295	34.457	1:53.495	7:15.716
5	18:53:43	32.889	209.71	<b>40.915</b>	33.540	<b>1:47.344</b>	9:03.060
6	18:55:31	32.915	214.29	40.982	33.773	1:47.670	10:50.730
7	18:57:18	33.014	213.02	40.976	33.454	1:47.444	12:38.174
8	18:59:07	32.789	214.29	41.425	33.843	1:48.057	14:26.231
9	19:00:54	32.894	214.29	40.941	33.823	1:47.658	16:13.889
10	19:02:42	32.890	207.69	41.225	34.043	1:48.158	18:02.047
11	19:04:31	33.637	206.11	41.260	34.073	1:48.970	19:51.017

**N° 11, RAY / RAY, Pos. 8**

1	18:46:29	-	<b>215.57</b>	42.040	34.339	1:48.343	1:48.343
2	18:48:20	33.827	208.9	43.170	34.819	1:51.816	3:40.159
3	18:50:10	33.546	207.29	41.561	34.386	1:49.493	5:29.652
4	18:52:00	33.785	207.29	42.237	34.475	1:50.497	7:20.149
5	18:53:49	33.492	208.9	41.496	<b>34.008</b>	1:48.996	9:09.145

# GT TOUR FFSA 2014

## 5 au 7 Septembre



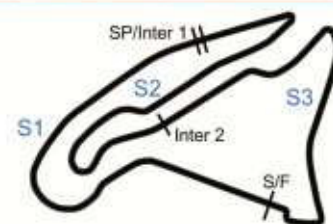
Supertourisme  
 Course 2 - Pilote B

Circuit de Nevers Magny-Cours (4.411 km)  
 Tour par tour

NT	Heure	S1	SP	S2	S3	Dern. Tr	Tps Total	NT	Heure	S1	SP	S2	S3	Dern. Tr	Tps Total
<b>N° 11, RAY / RAY, Pos. 8</b>								<b>N° 56, EME / EME, Pos. 17</b>							
2	18:48:20	33.827	208.9	43.170	34.819	1:51.816	3:40.159	1	18:46:32	-	218.18	42.812	<b>35.378</b>	1:51.306	1:51.306
3	18:50:10	33.546	207.29	41.561	34.386	1:49.493	5:29.652	2	18:50:04	<b>33.124</b>	<b>220.41</b>	<b>42.301</b>	2:17.10	Pit In	5:23.832
4	18:52:00	33.785	207.29	42.237	34.475	1:50.497	7:20.149	<b>N° 77, LAG / LAG, Pos. 13</b>							
5	18:53:49	33.492	208.9	<b>41.496</b>	<b>34.008</b>	<b>1:48.996</b>	9:09.145	1	18:46:30	-	216.43	42.820	34.533	1:49.365	1:49.365
6	18:55:40	33.673	204.55	42.727	34.567	1:50.967	11:00.112	2	18:48:19	33.272	211.76	41.926	34.139	1:49.337	3:38.702
7	18:57:31	<b>33.272</b>	214.71	42.301	34.560	1:50.133	12:50.245	3	18:50:08	33.084	209.71	41.217	34.228	1:48.529	5:27.231
8	18:59:22	34.261	208.9	42.023	35.030	1:51.314	14:41.559	4	18:51:56	32.981	216.43	41.203	34.492	1:48.676	7:15.907
9	19:01:13	33.781	202.63	42.197	34.827	1:50.805	16:32.364	5	18:53:44	33.046	216.43	41.269	33.617	1:47.932	9:03.839
10	19:03:05	35.230	196.72	42.765	34.662	1:52.657	18:25.021	6	18:55:32	<b>32.826</b>	210.53	41.297	<b>33.442</b>	<b>1:47.565</b>	10:51.404
11	19:04:57	34.537	200.37	42.081	34.875	1:51.493	20:16.514	7	18:57:20	32.886	<b>217.3</b>	41.384	34.378	1:48.648	12:40.052
<b>N° 19, BOR / BOR, Pos. 16</b>								<b>N° 89, COL / GOM, Pos. 5</b>							
1	18:46:36	-	209.71	<b>43.306</b>	<b>35.433</b>	1:55.512	1:55.512	1	18:46:31	-	220.41	42.774	35.144	1:50.485	1:50.485
2	18:49:22	<b>34.968</b>	200	46.034	1:25.60	Pit In	4:42.120	2	18:48:21	33.068	216.87	42.024	35.424	1:50.516	3:41.001
<b>N° 23, RIC / RIC, Pos. 9</b>								<b>N° 92, BAS / BAS, Pos. 2</b>							
1	18:46:33	-	206.9	42.617	35.788	1:52.748	1:52.748	1	18:46:26	-	216.87	40.738	33.837	1:45.336	1:45.336
2	18:48:23	34.391	210.53	41.793	34.245	1:50.429	3:43.177	2	18:48:13	32.821	212.6	40.534	33.550	1:46.905	3:32.241
3	18:50:13	<b>33.449</b>	210.94	<b>41.399</b>	34.210	<b>1:49.058</b>	5:32.235	3	18:50:00	32.769	215.14	40.687	33.815	1:47.271	5:19.512
4	18:52:02	33.795	212.18	41.860	34.157	1:49.812	7:22.047	4	18:51:47	32.792	215.14	<b>40.451</b>	33.633	1:46.876	7:06.388
5	18:53:52	33.708	<b>217.74</b>	42.108	<b>33.999</b>	1:49.815	9:11.862	5	18:53:33	<b>32.686</b>	<b>219.07</b>	40.794	<b>33.277</b>	1:46.757	8:53.145
6	18:55:43	33.469	215.57	42.011	35.078	1:50.558	11:02.420	6	18:55:20	32.741	217.74	40.454	33.394	<b>1:46.589</b>	10:39.734
7	18:57:34	33.485	200.37	42.665	34.946	1:51.096	12:53.516	7	18:57:07	33.039	209.3	40.857	33.522	1:47.418	12:27.152
8	18:59:25	33.953	211.76	42.059	34.873	1:50.885	14:44.401	8	18:58:55	33.032	216	40.848	33.523	1:47.403	14:14.555
9	19:01:18	33.973	207.29	43.144	36.434	1:53.551	16:37.952	9	19:00:43	33.328	208.09	41.076	33.833	1:48.237	16:02.792
10	19:03:12	35.431	204.55	42.800	35.087	1:53.318	18:31.270	10	19:02:31	33.299	205.71	40.904	34.168	1:48.371	17:51.163
11	19:05:05	35.304	208.49	42.609	35.391	1:53.304	20:24.574	11	19:04:21	33.444	210.53	41.272	34.395	1:49.111	19:40.274
<b>N° 27, LEM / BLA, Pos. 15</b>								<b>N° 30, BEN / BEN, Pos. 12</b>							
1	18:46:42	-	<b>185.57</b>	<b>45.535</b>	<b>37.421</b>	2:01.295	2:01.295	1	18:46:33	-	213.02	43.213	35.950	1:52.408	1:52.408
2	18:48:49	<b>37.048</b>	181.21	46.075	44.272	Pit In	4:08.690	2	18:48:24	33.737	212.18	41.779	36.200	1:51.716	3:44.124
<b>N° 30, BEN / BEN, Pos. 12</b>								<b>N° 30, BEN / BEN, Pos. 12</b>							
3	18:50:14	33.546	211.76	<b>41.475</b>	34.303	1:49.324	5:33.448	3	18:50:14	33.546	211.76	<b>41.475</b>	34.303	1:49.324	5:33.448
4	18:52:03	33.239	211.76	41.860	34.275	1:49.374	7:22.822	4	18:52:03	33.239	211.76	41.860	34.275	1:49.374	7:22.822
5	18:53:53	33.383	209.3	41.991	34.052	1:49.426	9:12.248	5	18:53:53	33.383	209.3	41.991	34.052	1:49.426	9:12.248
6	18:55:42	<b>33.190</b>	<b>215.14</b>	41.733	34.844	1:49.767	11:02.015	6	18:55:42	<b>33.190</b>	<b>215.14</b>	41.733	34.844	1:49.767	11:02.015
7	18:57:56	33.287	208.09	1:00.90	39.412	2:13.606	13:15.621	7	18:57:56	33.287	208.09	1:00.90	39.412	2:13.606	13:15.621
8	18:59:51	34.741	198.17	44.234	36.578	1:55.553	15:11.174	8	18:59:51	34.741	198.17	44.234	36.578	1:55.553	15:11.174
9	19:01:41	33.503	209.71	41.718	<b>33.904</b>	<b>1:49.125</b>	17:00.299	9	19:01:41	33.503	209.71	41.718	<b>33.904</b>	<b>1:49.125</b>	17:00.299
10	19:03:41	36.654	194.95	44.197	39.478	Pit In	19:00.628	10	19:03:41	36.654	194.95	44.197	39.478	Pit In	19:00.628

# GT TOUR FFSA 2014

## 5 au 7 Septembre



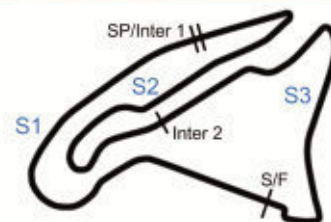
Supertourisme  
 Course 2 - Pilote B

Circuit de Nevers Magny-Cours (4.411 km)  
 Tour par tour

NT	Heure	S1	SP	S2	S3	Dern. Tr	Tps Total	NT	Heure	S1	SP	S2	S3	Dern. Tr	Tps Total
N° 101, WAL / WAL, Pos. 6															
1	18:46:30	-	218.62	42.775	34.948	1:49.877	1:49.877								
2	18:48:21	33.344	216.87	42.230	35.173	1:50.747	3:40.624								
3	18:50:11	33.491	213.02	42.703	34.266	1:50.460	5:31.084								
4	18:52:01	33.293	218.18	41.512	34.710	1:49.515	7:20.599								
5	18:53:50	33.550	216	41.514	33.940	1:49.004	9:09.603								
6	18:55:39	33.380	214.71	41.553	34.039	1:48.972	10:58.575								
7	18:57:27	33.643	213.86	41.464	33.487	1:48.594	12:47.169								
8	18:59:16	33.541	218.18	41.322	33.555	1:48.418	14:35.587								
9	19:01:05	33.511	209.3	41.365	34.252	1:49.128	16:24.715								
10	19:02:54	34.149	216	41.102	33.763	1:49.014	18:13.729								
11	19:04:43	33.851	213.02	41.570	34.076	1:49.497	20:03.226								

# GT TOUR FFSA 2014

## 5 au 7 Septembre



Supertourisme  
Course 3

Circuit de Nevers Magny-Cours (4.411 km)  
Classement sur le nombre de tours

Pos.	N°	Pilote 1	Pilote 2	Team	NT	Tps Total	Ecart 1er	Ecart prec	M Tps	Au tour	M vit	Pena.
1	7	SERVOL RUDY	SERVOL RUDY	CAP LIBERTE	24	00:46:13.118	-	-	1:47.312	5	147.98	0
2	4	BOTTEMANNE CHRISTIAN	BOTTEMANNE CHRISTIAN	NO LIMIT RACING	24	00:46:36.477	23.359	23.359	1:47.943	5	147.11	0
3	11	RAYMONDIS GREGOR	RAYMONDIS GREGOR	VIP CHALLENGE	24	00:46:40.778	27.660	4.301	1:48.300	3	146.63	0
4	77	LAGIER BENJAMIN	LAGIER BENJAMIN	NO LIMIT RACING	24	00:46:52.007	38.889	11.229	1:48.952	7	145.75	0
5	101	WALLGREN RODOLPHE	WALLGREN RODOLPHE	AGS EVENTS	24	00:47:00.343	47.225	8.336	1:48.639	7	146.17	0
6	30	BENEZET EDDY	BENEZET EDDY	CLASSIC & MODERN RACING	24	00:47:00.954	47.836	0.611	1:49.201	9	145.42	0
7	5	CHAMPEAU JEAN PIERRE	VAXIVIERE MATHIEU	VIP CHALLENGE	24	00:47:10.306	57.188	9.352	1:46.824	11	148.65	30
8	89	COLLADO JOSE	GOMAR NICOLAS	AGS EVENTS	24	00:47:20.163	1:07.045	9.857	1:48.161	10	146.81	0
9	1	DMITRIENKO MAXIM	DMITRIENKO MAXIM	VIP CHALLENGE	24	00:47:45.907	1:32.789	25.744	1:50.640	19	143.52	0
10	6	DUMAINE DIDIER	PERNAUT OLIVIER	MULLER RACING	24	00:51:14.527	5:01.409	3:28.620	1:48.058	9	146.95	300
11	23	RICHARD LAURENT	RICHARD LAURENT	BM92	24	00:53:36.855	7:23.737	2:22.328	1:49.739	8	144.7	300
12	19	BORDAS ANDRE	BORDAS ANDRE	BORDAS	23	00:46:18.044	1 Tr.	1 Tr.	1:50.453	7	143.77	0
13	56	EMERIC JEAN BAPTISTE	EMERIC JEAN BAPTISTE	JB EMERIC	23	00:46:49.040	1 Tr.	30.996	1:49.484	2	145.04	0
14	3	DAYRAUT JEAN-PHILIPPE	DAYRAUT JEAN-PHILIPPE	ARCTIC RACING	22	00:42:45.198	2 Tr.	1 Tr.	1:47.251	4	148.06	0
15	27	LEMMA FRANCO	BLANCHEMAIN MICKAEL	SKR	22	00:47:47.623	2 Tr.	5:02.425	1:51.507	4	142.41	0

Cls n'ayant pas couvert 75% du nbre de tour du premier (Exigences : 75% du nombre de tours du premier = 18 Tr.)

16	92	BASSO RONALD	BASSO RONALD	BM92	12	00:21:53.844	12 Tr.	10 Tr.	1:47.242	5	148.07	0
----	----	--------------	--------------	------	----	--------------	--------	--------	----------	---	--------	---

Non partant

17	2	LOEB SEBASTIEN	LOEB SEBASTIEN	LOEB RACING	0	-	-	-	-	0	-	0
----	---	----------------	----------------	-------------	---	---	---	---	---	---	---	---

M Tps : 1:46.824 (148.65 km/h), (N°5) CHA / VAX

**Sous réserve de vérifications techniques en cours ou d'incidents d'ordre sportif**  
**Subject technical scrutineering or sporting incidents**

**Application d'une pénalité de 5 minutes aux concurrents N° 6 et 23 pour non respect du temps imparti dans les stands**  
**Application d'une pénalité de 30s au concurrent N°5 pour non respect de la route de course équivalent à un drive through**

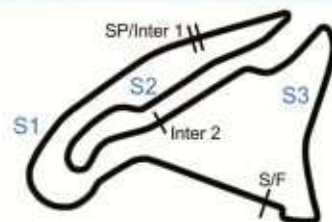
Le Directeur de Course / The Race Director  
Jean Renault

Heure d'affichage / Time posting  
7 septembre 2014 17:14

Le Chronométrateur / The Timekeeper  
Sylvie BUZZIGHIN

# GT TOUR FFSA 2014

## 5 au 7 Septembre



Supertourisme  
Course 3

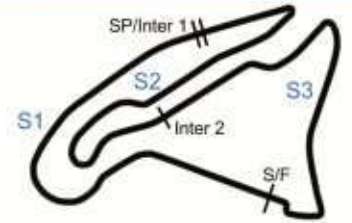
Circuit de Nevers Magny-Cours (4.411 km)  
Lap chart

Départ : 7 4 3 92 77 11 5 101 89 56 30 2 6 19 23 1 27

Tour	7	4	3	92	77	11	5	101	89	56	30	2	6	19	23	1	27
Tour 0																	
Tour 1	7	3	92	5	4	11	101	77	6	30	19	1	23	27	89	56	
Tour 2	7	3	92	5	4	11	101	77	6	30	19	1	23	27	89	56	
Tour 3	7	3	92	5	4	11	101	77	6	30	19	1	23	27	89	56	
Tour 4	7	3	92	5	4	11	101	6	77	30	19	23	1	89	27	56	
Tour 5	7	3	92	5	4	11	101	6	77	30	19	23	1	89	27	56	
Tour 6	7	3	5	4	92	11	6	101	77	30	19	1	89	23	27	56	
Tour 7	7	3	5	4	92	11	6	101	77	30	19	89	1	23	27	56	
Tour 8	7	5	3	4	92	11	6	101	77	30	89	19	1	23	27	56	
Tour 9	7	5	3	4	92	6	11	101	77	30	89	19	1	23	27	56	
Tour 10	7	5	3	4	92	6	11	101	77	30	89	19	1	23	27	56	
Tour 11	7	5	3	4	92	6	11	101	77	30	89	19	23	1	27	56	
Tour 12	7	5	3	4	6	11	101	92	77	30	89	23	19	56	27	1	
Tour 13	5	7	3	4	101	30	89	23	56	6	11	77	19	1	27		
Tour 14	5	30	89	23	6	7	3	4	11	77	101	19	1	56	27		
Tour 15	5	30	6	7	3	4	11	77	101	89	23	19	1	56	27		
Tour 16	5	6	7	3	4	11	77	101	30	89	23	19	1	56	27		
Tour 17	6	7	3	5	4	11	77	101	30	89	23	19	1	56	27		
Tour 18	6	7	3	5	4	11	77	101	30	89	23	19	1	56	27		
Tour 19	6	7	3	5	4	11	77	101	30	89	23	19	1	56	27		
Tour 20	6	7	3	5	4	11	77	101	30	89	23	19	1	56	27		
Tour 21	6	7	3	4	5	11	77	101	30	89	23	1	19	56	27		
Tour 22	6	7	3	4	5	11	77	101	30	89	23	1	19	56	27		
Tour 23	6	7	4	5	11	77	101	30	89	1	23	19	56				
Tour 24	7	6	4	5	11	77	101	30	89	1	23						

# GT TOUR FFSA 2014

5 au 7 Septembre



Supertourisme

Circuit de Nevers Magny-Cours (4.411 km)

Course 3

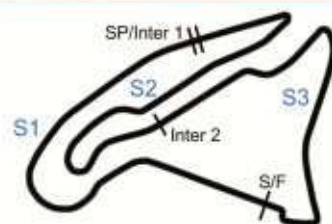
Tour par tour

NT	Heure	S1	SP	S2	S3	Dern. Tr	Tps Total	NT	Heure	S1	SP	S2	S3	Dern. Tr	Tps Total
<b>N° 1, DMI / DMI, Pos. 9</b>								<b>N° 4, BOT / BOT, Pos. 2</b>							
1	16:12:57	-	201.49	43.411	34.895	1:53.842	1:53.842	19	16:48:16	33.293	206.11	41.220	33.877	1:48.390	37:12.536
2	16:14:49	34.372	203.39	42.439	34.991	1:51.802	3:45.644	20	16:50:05	33.316	210.53	41.163	33.979	1:48.458	39:00.994
3	16:16:40	34.270	206.5	42.052	34.588	1:50.910	5:36.554	21	16:51:53	33.378	211.76	41.329	33.934	1:48.641	40:49.635
4	16:18:32	34.071	201.49	42.523	35.316	1:51.910	7:28.464	22	16:53:49	33.563	207.69	42.321	39.679	Pit In	42:45.198
5	16:20:23	34.313	197.08	42.369	34.610	1:51.292	9:19.756	<b>N° 5, CHA / VAX, Pos. 7</b>							
6	16:22:15	34.155	203.01	42.273	34.773	1:51.201	11:10.957	1	16:12:53	-	210.94	42.320	33.829	1:49.292	1:49.292
7	16:24:06	34.083	204.93	42.507	34.892	1:51.482	13:02.439	2	16:14:41	33.308	208.49	41.617	33.575	1:48.500	3:37.792
8	16:25:57	34.387	198.53	42.077	34.756	1:51.220	14:53.659	3	16:16:29	32.972	209.3	41.364	33.621	1:47.957	5:25.749
9	16:27:48	34.315	207.69	42.179	34.690	1:51.184	16:44.843	4	16:18:18	33.123	209.71	41.543	33.628	1:48.294	7:14.043
10	16:29:39	34.047	201.49	42.171	34.825	1:51.043	18:35.886	5	16:20:06	33.018	208.09	41.166	33.759	1:47.943	9:01.986
11	16:31:34	34.218	208.09	43.435	36.738	Pit In	20:30.277	6	16:21:54	33.194	208.09	41.515	33.866	1:48.575	10:50.561
12	16:36:31	-	201.87	43.082	35.175	4:57.567	25:27.844	7	16:23:42	33.252	205.71	41.379	33.583	1:48.214	12:38.775
13	16:38:22	34.362	206.11	42.124	34.616	1:51.102	27:18.946	8	16:25:31	33.150	205.32	41.434	33.725	1:48.309	14:27.084
14	16:40:14	34.319	197.8	42.249	34.497	1:51.065	29:10.011	9	16:27:19	33.013	206.5	41.207	33.744	1:47.964	16:15.048
15	16:42:04	34.095	203.01	42.021	34.553	1:50.669	31:00.680	10	16:29:07	33.523	203.39	41.387	33.814	1:48.724	18:03.772
16	16:43:56	34.504	201.49	42.352	34.952	1:51.808	32:52.488	11	16:30:56	33.719	208.09	41.415	33.814	1:48.948	19:52.720
17	16:45:47	34.046	205.71	42.258	34.509	1:50.813	34:43.301	12	16:32:45	33.608	209.71	41.286	33.983	1:48.877	21:41.597
18	16:47:38	34.052	211.35	42.171	34.497	1:50.720	36:34.021	13	16:34:36	33.446	209.71	41.788	36.033	Pit In	23:32.864
19	16:49:28	34.179	198.53	41.974	34.487	1:50.640	38:24.661	14	16:39:26	-	207.69	41.815	33.864	4:49.690	28:22.554
20	16:51:19	34.132	199.63	42.570	34.493	1:51.195	40:15.856	15	16:41:15	33.338	214.71	41.801	34.087	1:49.226	30:11.780
21	16:53:11	33.939	202.63	42.231	35.696	1:51.866	42:07.722	16	16:43:05	33.496	213.02	41.677	34.166	1:49.339	32:01.119
22	16:55:03	35.035	206.5	42.450	34.780	1:52.265	43:59.987	17	16:44:54	33.509	210.94	41.656	34.120	1:49.285	33:50.404
23	16:56:55	34.491	205.71	42.611	34.796	1:51.898	45:51.885	18	16:46:43	33.438	211.35	41.520	33.991	1:48.949	35:39.353
24	16:58:49	34.638	203.01	43.901	35.483	1:54.022	47:45.907	19	16:48:32	33.383	207.29	41.503	33.929	1:48.815	37:28.168
<b>N° 3, DAY / DAY, Pos. 14</b>								20	16:50:20	33.230	213.44	41.506	33.759	1:48.495	39:16.663
1	16:12:50	-	210.94	41.024	33.755	1:46.708	1:46.708	21	16:52:11	33.873	210.94	41.818	34.639	1:50.330	41:06.993
2	16:14:38	33.025	212.6	41.150	33.551	1:47.726	3:34.434	22	16:54:00	33.475	208.09	41.556	34.305	1:49.336	42:56.329
3	16:16:26	32.997	212.18	41.089	34.001	1:48.087	5:22.521	23	16:55:50	33.484	206.11	42.022	34.193	1:49.699	44:46.028
4	16:18:13	32.951	209.3	40.877	33.423	1:47.251	7:09.772	24	16:57:40	33.729	209.3	42.088	34.632	1:50.449	46:36.477
5	16:20:01	32.934	210.53	40.881	33.524	1:47.339	8:57.111	<b>N° 5, CHA / VAX, Pos. 7</b>							
6	16:21:48	32.944	206.5	40.866	33.476	1:47.286	10:44.397	1	16:12:51	-	219.96	40.961	33.245	1:47.444	1:47.444
7	16:23:36	33.201	211.35	41.138	33.610	1:47.949	12:32.346	2	16:14:39	33.160	206.9	41.335	33.843	1:48.338	3:35.782
8	16:25:24	33.154	212.18	41.176	34.146	1:48.476	14:20.822	3	16:16:27	32.976	210.53	40.547	33.728	1:47.251	5:23.033
9	16:27:12	33.212	215.57	41.192	33.618	1:48.022	16:08.844	4	16:18:14	33.209	208.9	40.961	33.325	1:47.495	7:10.528
10	16:29:00	33.099	203.39	40.973	33.780	1:47.852	17:56.696	5	16:20:01	32.822	215.57	40.823	33.595	1:47.240	8:57.768
11	16:30:48	33.088	206.11	41.135	33.625	1:47.848	19:44.544	6	16:21:48	33.094	216.87	40.843	33.220	1:47.157	10:44.925
12	16:32:36	33.262	205.71	41.051	33.661	1:47.974	21:32.518	7	16:23:36	32.758	219.96	41.297	33.586	1:47.641	12:32.566
13	16:34:26	33.415	204.55	41.348	35.467	Pit In	23:22.748	8	16:25:24	33.135	212.18	41.219	33.634	1:47.988	14:20.554
14	16:39:16	-	213.44	41.204	33.596	4:49.553	28:12.301	9	16:27:11	33.241	205.71	40.807	33.287	1:47.335	16:07.889
15	16:41:03	33.215	209.3	41.001	33.442	1:47.658	29:59.959	10	16:28:59	33.312	208.49	40.744	33.580	1:47.636	17:55.525
16	16:42:51	33.232	208.9	40.926	33.590	1:47.748	31:47.707	11	16:30:46	33.139	210.53	40.601	33.084	1:46.824	19:42.349
17	16:44:39	33.205	212.6	41.140	33.361	1:47.706	33:35.413	12	16:32:33	33.156	208.9	40.522	33.402	1:47.080	21:29.429
18	16:46:28	33.241	211.76	41.713	33.779	1:48.733	35:24.146	13	16:34:22	32.876	210.53	41.272	34.494	1:48.642	23:18.071



# GT TOUR FFSA 2014

5 au 7 Septembre



Supertourisme

Circuit de Nevers Magny-Cours (4.411 km)

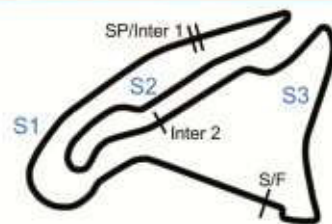
Course 3

Tour par tour

NT	Heure	S1	SP	S2	S3	Dern. Tr	Tps Total	NT	Heure	S1	SP	S2	S3	Dern. Tr	Tps Total
<b>N° 5, CHA / VAX, Pos. 7</b>								<b>N° 11, RAY / RAY, Pos. 3</b>							
10	16:28:59	33.312	208.49	40.744	33.580	1:47.636	17:55.525	2	16:14:38	33.092	205.71	41.197	33.559	1:47.848	3:34.132
11	16:30:46	33.139	210.53	40.601	<b>33.084</b>	<b>1:46.824</b>	19:42.349	3	16:16:25	32.900	208.9	41.062	33.600	1:47.562	5:21.694
12	16:32:33	33.156	208.9	<b>40.522</b>	33.402	1:47.080	21:29.429	4	16:18:13	33.111	209.3	40.976	33.543	1:47.630	7:09.324
13	16:34:22	32.876	210.53	41.272	34.494	1:48.642	23:18.071	5	16:20:00	32.986	209.71	40.875	<b>33.451</b>	<b>1:47.312</b>	8:56.636
14	16:36:09	33.288	209.3	40.918	33.242	1:47.448	25:05.519	6	16:21:48	32.929	207.29	40.914	33.613	1:47.456	10:44.092
15	16:37:57	33.242	212.18	40.988	33.385	1:47.615	26:53.134	7	16:23:35	33.010	211.76	40.878	33.678	1:47.566	12:31.658
16	16:39:46	33.072	207.29	40.885	35.255	Pit In	28:42.346	8	16:25:23	32.934	206.9	<b>40.696</b>	33.695	1:47.325	14:18.983
17	16:44:44	-	214.29	42.814	35.410	4:58.205	33:40.551	9	16:27:10	32.885	213.86	40.907	33.579	1:47.371	16:06.354
18	16:46:37	34.458	213.02	43.147	35.109	1:52.714	35:33.265	10	16:28:57	33.069	199.63	40.860	33.480	1:47.409	17:53.763
19	16:48:28	34.047	210.12	42.546	34.865	1:51.458	37:24.723	11	16:30:45	33.077	215.57	40.987	33.722	1:47.786	19:41.549
20	16:50:19	34.433	210.53	42.249	34.485	1:51.167	39:15.890	12	16:32:32	32.998	210.53	40.778	33.623	1:47.399	21:28.948
21	16:52:11	34.049	212.18	42.100	35.400	1:51.549	41:07.439	13	16:34:23	<b>32.877</b>	207.69	41.590	35.619	Pit In	23:19.034
22	16:54:02	33.893	212.18	42.128	34.677	1:50.698	42:58.137	14	16:39:13	-	211.35	41.317	33.771	4:50.855	28:09.889
23	16:55:53	34.009	209.71	42.446	34.530	1:50.985	44:49.122	15	16:41:01	33.221	<b>216</b>	40.881	33.769	1:47.871	29:57.760
24	16:57:44	33.760	214.29	42.102	35.322	1:51.184	46:40.306	16	16:42:49	33.204	211.76	41.222	33.580	1:48.006	31:45.766
<b>N° 6, DUM / PER, Pos. 10</b>								17	16:44:37	33.151	211.76	41.073	33.946	1:48.170	33:33.936
1	16:12:55	-	198.9	42.797	34.171	1:51.235	1:51.235	18	16:46:25	33.202	213.02	41.068	33.679	1:47.949	35:21.885
2	16:14:44	33.253	208.49	41.470	34.192	1:48.915	3:40.150	19	16:48:13	33.175	211.35	41.158	33.762	1:48.095	37:09.980
3	16:16:33	33.431	<b>223.14</b>	41.815	34.142	1:49.388	5:29.538	20	16:50:02	33.348	209.71	40.990	33.872	1:48.210	38:58.190
4	16:18:22	33.400	214.29	41.362	34.373	1:49.135	7:18.673	21	16:51:50	33.265	210.94	40.994	33.864	1:48.123	40:46.313
5	16:20:11	33.490	221.77	41.602	33.956	1:49.048	9:07.721	22	16:53:39	33.319	214.29	41.287	34.163	1:48.769	42:35.082
6	16:22:00	33.474	207.29	41.669	33.905	1:49.048	10:56.769	23	16:55:28	33.575	215.57	41.463	34.220	1:49.258	44:24.340
7	16:23:49	33.510	202.25	41.273	33.681	1:48.464	12:45.233	24	16:57:17	33.491	212.6	41.385	33.902	1:48.778	46:13.118
8	16:25:37	33.298	210.53	41.348	<b>33.417</b>	1:48.063	14:33.296	<b>N° 7, SER / SER, Pos. 1</b>							
9	16:27:25	<b>33.103</b>	205.32	<b>41.216</b>	33.739	<b>1:48.058</b>	16:21.354	1	16:12:50	-	203.77	40.900	33.764	1:46.284	1:46.284
10	16:29:14	33.474	207.29	41.518	33.650	1:48.642	18:09.996	<b>N° 8, SER / SER, Pos. 1</b>							
11	16:31:02	33.387	198.9	41.255	33.683	1:48.325	19:58.321	1	16:12:50	-	203.77	40.900	33.764	1:46.284	1:46.284
12	16:32:53	33.485	207.29	41.522	35.900	Pit In	21:49.228	<b>N° 9, SER / SER, Pos. 1</b>							
13	16:37:07	-	201.12	42.191	34.499	4:14.005	26:03.233	1	16:12:50	-	203.77	40.900	33.764	1:46.284	1:46.284
14	16:38:58	34.170	207.29	42.222	34.485	1:50.877	27:54.110	<b>N° 10, SER / SER, Pos. 1</b>							
15	16:40:48	33.989	207.69	41.823	34.400	1:50.212	29:44.322	1	16:12:50	-	203.77	40.900	33.764	1:46.284	1:46.284
16	16:42:38	33.898	206.11	41.804	34.227	1:49.929	31:34.251	<b>N° 11, SER / SER, Pos. 1</b>							
17	16:44:28	33.884	213.02	41.782	34.537	1:50.203	33:24.454	1	16:12:50	-	203.77	40.900	33.764	1:46.284	1:46.284
18	16:46:18	34.102	202.25	41.681	34.312	1:50.095	35:14.549	<b>N° 12, SER / SER, Pos. 1</b>							
19	16:48:08	33.936	205.71	41.781	34.256	1:49.973	37:04.522	1	16:12:50	-	203.77	40.900	33.764	1:46.284	1:46.284
20	16:49:58	34.170	205.71	41.465	33.915	1:49.550	38:54.072	<b>N° 13, SER / SER, Pos. 1</b>							
21	16:51:47	33.759	208.49	41.467	34.197	1:49.423	40:43.495	1	16:12:50	-	203.77	40.900	33.764	1:46.284	1:46.284
22	16:53:37	33.767	210.94	41.241	35.341	1:50.349	42:33.844	<b>N° 14, SER / SER, Pos. 1</b>							
23	16:55:27	34.222	203.77	41.291	34.440	1:49.953	44:23.797	1	16:12:50	-	203.77	40.900	33.764	1:46.284	1:46.284
24	16:57:18	34.071	212.6	41.846	34.813	1:50.730	46:14.527	<b>N° 15, SER / SER, Pos. 1</b>							
<b>N° 10, SER / SER, Pos. 1</b>								1	16:12:50	-	203.77	40.900	33.764	1:46.284	1:46.284
<b>N° 11, SER / SER, Pos. 1</b>								1	16:12:50	-	203.77	40.900	33.764	1:46.284	1:46.284
<b>N° 12, SER / SER, Pos. 1</b>								1	16:12:50	-	203.77	40.900	33.764	1:46.284	1:46.284
<b>N° 13, SER / SER, Pos. 1</b>								1	16:12:50	-	203.77	40.900	33.764	1:46.284	1:46.284
<b>N° 14, SER / SER, Pos. 1</b>								1	16:12:50	-	203.77	40.900	33.764	1:46.284	1:46.284
<b>N° 15, SER / SER, Pos. 1</b>								1	16:12:50	-	203.77	40.900	33.764	1:46.284	1:46.284
<b>N° 16, SER / SER, Pos. 1</b>								1	16:12:50	-	203.77	40.900	33.764	1:46.284	1:46.284
<b>N° 17, SER / SER, Pos. 1</b>								1	16:12:50	-	203.77	40.900	33.764	1:46.284	1:46.284
<b>N° 18, SER / SER, Pos. 1</b>								1	16:12:50	-	203.77	40.900	33.764	1:46.284	1:46.284
<b>N° 19, SER / SER, Pos. 1</b>								1	16:12:50	-	203.77	40.900	33.764	1:46.284	1:46.284
<b>N° 20, SER / SER, Pos. 1</b>								1	16:12:50	-	203.77	40.900	33.764	1:46.284	1:46.284

# GT TOUR FFSA 2014

## 5 au 7 Septembre



Supertourisme

Circuit de Nevers Magny-Cours (4.411 km)

Course 3

Tour par tour

NT	Heure	S1	SP	S2	S3	Dern. Tr	Tps Total	NT	Heure	S1	SP	S2	S3	Dern. Tr	Tps Total
<b>N° 11, RAY / RAY, Pos. 3</b>								<b>N° 10</b>							
17	16:45:01	33.367	211.35	41.388	33.897	1:48.652	33:57.877	11	16:31:30	33.958	212.18	42.392	34.316	1:50.666	20:26.883
18	16:46:51	33.465	210.53	41.654	33.992	1:49.111	35:46.988	12	16:33:21	33.927	215.57	41.933	34.291	1:50.151	22:17.034
19	16:48:40	33.435	205.71	41.342	34.241	1:49.018	37:36.006	13	16:35:12	34.825	200	42.415	34.360	1:51.600	24:08.634
20	16:50:28	33.392	213.86	41.553	33.697	1:48.642	39:24.648	14	16:37:05	34.239	206.9	42.529	36.051	Pit In	26:01.453
21	16:52:17	33.480	210.53	41.568	33.885	1:48.933	41:13.581	15	16:41:57	-	205.32	43.020	34.484	4:51.926	30:53.379
22	16:54:06	33.739	204.16	41.304	33.802	1:48.845	43:02.426	16	16:43:49	34.706	200.74	42.647	34.283	1:51.636	32:45.015
23	16:55:55	33.392	208.9	41.347	33.928	1:48.667	44:51.093	17	16:45:39	34.186	208.09	42.189	34.579	1:50.954	34:35.969
24	16:57:44	33.426	207.29	41.314	34.945	1:49.685	46:40.778	18	16:47:31	34.054	211.35	42.327	34.853	1:51.234	36:27.203
<b>N° 19, BOR / BOR, Pos. 12</b>								<b>N° 19</b>							
1	16:12:57	-	204.93	43.266	34.845	1:53.453	1:53.453	20	16:51:14	34.554	210.53	42.774	35.010	1:52.338	40:10.764
2	16:14:49	34.344	206.5	42.106	35.201	1:51.651	3:45.104	21	16:53:07	34.877	203.77	42.916	34.667	1:52.460	42:03.224
3	16:16:40	34.230	210.12	41.803	34.918	1:50.951	5:36.055	22	16:54:59	34.440	200.37	42.837	34.640	1:51.917	43:55.141
4	16:18:31	34.049	204.93	42.441	34.747	1:51.237	7:27.292	23	16:56:58	34.827	193.9	45.579	38.496	1:58.902	45:54.043
5	16:20:22	34.254	202.63	42.405	34.862	1:51.521	9:18.813	24	16:59:40	37.939	176.76	1:10.12	54.750	2:42.812	48:36.855
6	16:22:14	33.918	208.49	42.992	34.662	1:51.572	11:10.385	<b>N° 27, LEM / BLA, Pos. 15</b>							
7	16:24:04	34.075	208.09	42.321	34.057	1:50.453	13:00.838	1	16:12:59	-	205.32	43.873	35.167	1:55.407	1:55.407
8	16:25:56	33.780	211.35	42.871	34.934	1:51.585	14:52.423	2	16:14:54	36.367	197.08	42.787	35.899	1:55.053	3:50.460
9	16:27:47	33.977	208.49	42.408	34.718	1:51.103	16:43.526	3	16:16:47	34.876	202.25	42.767	35.398	1:53.041	5:43.501
10	16:29:39	34.220	208.09	42.535	35.030	1:51.785	18:35.311	4	16:18:39	34.623	206.11	42.419	34.465	1:51.507	7:35.008
11	16:31:30	34.160	206.9	42.476	34.596	1:51.232	20:26.543	5	16:20:58	1:00.03	184.62	43.644	36.172	2:19.852	9:54.860
12	16:33:27	34.131	206.5	43.651	39.282	Pit In	22:23.607	6	16:23:04	34.470	203.01	42.597	48.153	2:05.220	12:00.080
13	16:38:22	-	201.87	43.151	34.746	4:54.442	27:18.049	7	16:24:56	34.514	201.87	42.341	35.857	1:52.712	13:52.792
14	16:40:13	34.353	204.55	42.334	34.390	1:51.077	29:09.126	8	16:26:48	34.428	204.55	43.017	34.643	1:52.088	15:44.880
15	16:42:04	34.234	202.63	42.152	34.824	1:51.210	31:00.336	9	16:28:42	34.554	204.55	43.345	35.650	1:53.549	17:38.429
16	16:43:55	33.964	208.09	42.102	34.611	1:50.677	32:51.013	10	16:30:35	34.720	201.12	43.119	34.978	1:52.817	19:31.246
17	16:45:46	34.438	206.5	42.404	34.582	1:51.424	34:42.437	11	16:32:27	34.420	202.63	43.078	34.977	1:52.475	21:23.721
18	16:47:37	34.422	204.55	42.033	34.586	1:51.041	36:33.478	12	16:34:24	34.662	201.49	42.706	39.154	Pit In	23:20.243
19	16:49:27	33.820	206.5	42.011	34.625	1:50.456	38:23.934	13	16:41:51	-	193.55	44.415	36.156	7:27.109	30:47.352
20	16:51:18	34.047	210.94	42.374	34.498	1:50.919	40:14.853	14	16:43:45	35.086	200.74	42.956	36.549	1:54.591	32:41.943
21	16:53:38	33.810	208.09	42.139	1:03.52	2:19.473	42:34.326	15	16:45:38	34.491	206.11	42.671	35.457	1:52.619	34:34.562
22	16:55:31	35.650	209.71	42.267	35.016	1:52.933	44:27.259	16	16:47:32	34.579	204.93	42.754	36.683	1:54.016	36:28.578
23	16:57:22	33.735	208.09	42.550	34.500	1:50.785	46:18.044	17	16:49:25	34.427	201.12	42.627	35.452	1:52.506	38:21.084
<b>N° 23, RIC / RIC, Pos. 11</b>								<b>18</b>							
1	16:12:58	-	210.12	43.991	34.835	1:54.536	1:54.536	19	16:51:17	34.460	203.77	42.927	34.761	1:52.148	40:13.232
2	16:14:50	34.332	200.74	42.401	34.794	1:51.527	3:46.063	20	16:53:12	34.389	198.9	42.635	38.549	1:55.573	42:08.805
3	16:16:41	34.053	212.18	42.469	34.383	1:50.905	5:36.968	21	16:55:04	34.429	208.9	42.498	35.122	1:52.049	44:00.854
4	16:18:32	33.798	212.18	42.841	34.557	1:51.196	7:28.164	22	16:56:58	34.131	210.12	42.710	36.633	1:53.474	45:54.328
5	16:20:23	33.716	205.32	42.161	35.220	1:51.097	9:19.261	<b>22</b>							
6	16:22:19	33.684	214.71	47.592	34.435	1:55.711	11:14.972	1	16:58:51	35.621	201.12	42.508	35.166	1:53.295	47:47.623
7	16:24:09	33.973	206.9	42.298	34.493	1:50.764	13:05.736								
8	16:25:59	33.678	208.9	41.972	34.089	1:49.739	14:55.475								
9	16:27:49	33.735	208.49	41.641	34.783	1:50.159	16:45.634								

# GT TOUR FFSA 2014

## 5 au 7 Septembre



Supertourisme

Circuit de Nevers Magny-Cours (4.411 km)

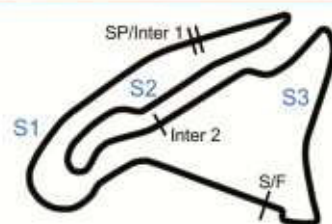
Course 3

Tour par tour

NT	Heure	S1	SP	S2	S3	Dern. Tr	Tps Total	NT	Heure	S1	SP	S2	S3	Dern. Tr	Tps Total
<b>N° 30, BEN / BEN, Pos. 6</b>								<b>N° 77, LAG / LAG, Pos. 4</b>							
1	16:12:56	-	204.93	43.252	34.025	1:51.984	1:51.984	19	16:50:30	33.768	213.86	42.437	34.689	1:50.894	39:26.329
2	16:14:45	33.425	211.35	42.066	34.190	1:49.681	3:41.665	20	16:52:20	33.655	210.94	42.082	34.508	1:50.245	41:16.574
3	16:16:35	33.377	208.49	41.973	34.064	1:49.414	5:31.079	21	16:54:10	33.537	212.6	41.839	34.354	1:49.730	43:06.304
4	16:18:24	33.623	206.5	42.124	33.986	1:49.733	7:20.812	22	16:56:01	34.673	210.53	42.184	34.693	1:51.550	44:57.854
5	16:20:14	33.667	206.5	42.089	33.855	1:49.611	9:10.423	23	16:57:53	33.652	210.53	42.203	35.331	1:51.186	46:49.040
6	16:22:03	33.446	209.3	41.768	34.107	1:49.321	10:59.744								
7	16:23:53	33.495	204.55	41.804	33.991	1:49.290	12:49.034	1	16:12:54	-	205.71	43.336	34.005	1:50.907	1:50.907
8	16:25:42	33.259	208.49	42.126	33.917	1:49.302	14:38.336	2	16:14:44	33.342	213.02	41.445	34.283	1:49.070	3:39.977
9	16:27:31	33.358	207.29	41.860	33.983	1:49.201	16:27.537	3	16:16:33	33.519	208.09	41.805	33.768	1:49.092	5:29.069
10	16:29:20	33.464	209.71	41.980	33.835	1:49.279	18:16.816	4	16:18:23	33.331	209.71	43.317	33.895	1:50.543	7:19.612
11	16:31:10	33.285	208.09	42.006	34.575	1:49.866	20:06.682	5	16:20:12	33.337	209.71	41.807	34.021	1:49.165	9:08.777
12	16:33:00	33.388	204.93	42.129	34.423	1:49.940	21:56.622	6	16:22:01	33.204	212.18	41.885	33.945	1:49.034	10:57.811
13	16:34:50	33.985	208.09	41.653	34.382	1:50.020	23:46.642	7	16:23:50	33.265	213.44	41.700	33.987	1:48.952	12:46.763
14	16:36:40	33.627	208.09	41.857	34.357	1:49.841	25:36.483	8	16:25:40	33.532	214.29	41.866	34.031	1:49.429	14:36.192
15	16:38:32	33.761	206.9	42.106	36.283	Pit In	27:28.633	9	16:27:30	33.351	210.12	42.204	34.247	1:49.802	16:25.994
16	16:43:22	-	210.12	41.891	34.089	4:50.322	32:18.955	10	16:29:19	33.364	210.53	42.120	33.987	1:49.471	18:15.465
17	16:45:13	33.521	211.76	42.560	34.141	1:50.222	34:09.177	11	16:31:08	33.588	209.71	41.620	34.170	1:49.378	20:04.843
18	16:47:03	33.496	213.86	42.224	34.573	1:50.293	35:59.470	12	16:32:58	33.678	210.12	41.869	34.491	Pit In	21:54.881
19	16:48:53	33.475	215.14	41.994	34.200	1:49.669	37:49.139	13	16:37:48	-	203.77	42.382	33.833	4:49.575	26:44.456
20	16:50:43	33.522	213.44	42.301	34.540	1:50.363	39:39.502	14	16:39:37	33.350	208.9	41.809	34.126	1:49.285	28:33.741
21	16:52:33	33.301	213.44	42.072	34.115	1:49.488	41:28.990	15	16:41:27	33.460	206.9	42.095	33.960	1:49.515	30:23.256
22	16:54:24	33.747	209.71	42.257	35.360	1:51.364	43:20.354	16	16:43:17	33.658	211.76	42.166	34.083	1:49.907	32:13.163
23	16:56:14	33.836	211.76	42.083	34.357	1:50.276	45:10.630	17	16:45:06	33.559	202.25	41.964	34.243	1:49.766	34:02.929
24	16:58:04	33.840	204.93	42.270	34.214	1:50.324	47:00.954	18	16:46:56	33.599	213.86	41.868	33.949	1:49.416	35:52.345
								19	16:48:46	33.732	205.71	42.136	34.387	1:50.255	37:42.600
<b>N° 56, EME / EME, Pos. 13</b>								20	16:50:35	33.562	210.12	41.898	33.888	1:49.348	39:31.948
1	16:14:03	-	-	-	-	2:59.848	2:59.848	21	16:52:25	33.634	210.94	42.031	34.236	1:49.901	41:21.849
2	16:15:53	-	-	-	-	1:49.484	4:49.332	22	16:54:15	33.768	205.32	41.996	34.083	1:49.847	43:11.696
3	16:17:44	-	-	-	-	1:50.322	6:39.654	23	16:56:05	33.741	202.63	41.871	34.078	1:49.690	45:01.386
4	16:19:35	-	-	-	-	1:50.573	8:30.227	24	16:57:56	34.342	206.9	41.996	34.283	1:50.621	46:52.007
5	16:21:25	-	-	-	-	1:50.276	10:20.503								
6	16:23:16	-	-	-	-	1:50.622	12:11.125	<b>N° 89, COL / GOM, Pos. 8</b>							
7	16:25:06	-	-	-	-	1:50.577	14:01.702	1	16:13:09	-	210.53	57.147	34.344	2:05.835	2:05.835
8	16:26:57	-	-	-	-	1:50.703	15:52.405	2	16:14:58	33.551	205.32	41.524	33.827	1:48.902	3:54.737
9	16:28:47	-	-	-	-	1:51.000	17:43.405	3	16:16:47	33.321	211.76	41.565	34.070	1:48.956	5:43.693
10	16:30:39	-	-	-	-	1:51.385	19:34.790	4	16:18:36	33.847	211.35	41.842	33.492	1:49.181	7:32.874
11	16:32:31	-	-	-	-	1:51.316	21:26.106	5	16:20:25	33.306	205.32	41.567	33.667	1:48.540	9:21.414
12	16:34:23	-	-	-	-	1:52.766	23:18.872	6	16:22:15	33.041	215.14	42.146	34.589	1:49.776	11:11.190
13	16:36:17	-	-	-	-	Pit In	25:13.044	7	16:24:05	33.709	200.37	42.135	34.282	1:50.126	13:01.316
14	16:41:19	-	208.9	42.321	34.248	5:02.312	30:15.356	8	16:25:54	33.420	211.35	41.397	33.884	1:48.701	14:50.017
15	16:43:09	33.560	212.6	42.359	34.499	1:50.418	32:05.774	9	16:27:43	33.406	208.49	41.787	34.042	1:49.235	16:39.252
16	16:44:59	33.402	210.94	42.016	34.242	1:49.660	33:55.434	10	16:29:31	33.285	208.09	41.278	33.598	1:48.161	18:27.413
17	16:46:49	33.408	214.71	41.701	34.570	1:49.679	35:45.113	11	16:31:19	33.233	208.49	41.482	33.792	1:48.507	20:15.920
18	16:48:39	33.617	213.02	42.146	34.559	1:50.322	37:35.435	12	16:33:08	33.341	209.71	41.154	33.826	1:48.321	22:04.241

# GT TOUR FFSA 2014

5 au 7 Septembre



Supertourisme

Circuit de Nevers Magny-Cours (4.411 km)

Course 3

Tour par tour

NT	Heure	S1	SP	S2	S3	Dern. Tr	Tps Total	NT	Heure	S1	SP	S2	S3	Dern. Tr	Tps Total
----	-------	----	----	----	----	----------	-----------	----	-------	----	----	----	----	----------	-----------

**N° 89, COL / GOM, Pos. 8**

9	16:27:43	33.406	208.49	41.787	34.042	1:49.235	16:39.252	13	16:34:49	34.187	206.5	41.912	36.531	Pit In	23:45.244
10	16:29:31	33.285	208.09	41.278	33.598	<b>1:48.161</b>	18:27.413	14	16:39:40	-	209.3	41.580	34.166	4:51.465	28:36.709
11	16:31:19	33.233	208.49	41.482	33.792	1:48.507	20:15.920	15	16:41:32	34.556	209.3	42.446	34.371	1:51.373	30:28.082
12	16:33:08	33.341	209.71	<b>41.154</b>	33.826	1:48.321	22:04.241	16	16:43:21	34.096	211.76	41.852	33.898	1:49.846	32:17.928
13	16:34:56	33.347	204.93	41.273	33.834	1:48.454	23:52.695	17	16:45:12	34.251	208.09	42.009	34.199	1:50.459	34:08.387
14	16:36:46	33.365	203.39	41.234	34.756	Pit In	25:42.050	18	16:47:02	34.025	<b>214.71</b>	41.884	34.187	1:50.096	35:58.483
15	16:41:41	-	208.49	42.582	35.314	4:55.876	30:37.926	19	16:48:52	34.115	209.3	41.723	34.272	1:50.110	37:48.593
16	16:43:34	34.390	208.9	43.042	34.828	1:52.260	32:30.186	20	16:50:42	33.945	210.94	41.949	34.319	1:50.213	39:38.806
17	16:45:26	34.339	210.12	43.388	34.745	1:52.472	34:22.658	21	16:52:32	33.892	209.3	41.666	34.170	1:49.728	41:28.534
18	16:47:18	34.490	210.12	42.223	35.055	1:51.768	36:14.426	22	16:54:23	34.051	214.29	42.013	35.015	1:51.079	43:19.613
19	16:49:10	34.973	210.12	42.118	34.752	1:51.843	38:06.269	23	16:56:14	34.199	207.69	42.093	34.359	1:50.651	45:10.264
20	16:51:01	34.322	209.3	42.428	34.749	1:51.499	39:57.768	24	16:58:04	33.887	212.6	41.781	34.411	1:50.079	47:00.343
21	16:52:53	34.259	213.44	42.137	34.944	1:51.340	41:49.108								
22	16:54:43	34.320	205.32	41.477	34.575	1:50.372	43:39.480								
23	16:56:33	34.259	210.12	41.715	34.453	1:50.427	45:29.907								
24	16:58:24	34.219	206.11	41.627	34.410	1:50.256	47:20.163								

**N° 92, BAS / BAS, Pos. 16**

1	16:12:51	-	214.29	41.010	33.473	1:47.058	1:47.058
2	16:14:38	<b>32.882</b>	216.43	41.495	33.465	1:47.842	3:34.900
3	16:16:26	33.076	<b>218.18</b>	41.086	33.726	1:47.888	5:22.788
4	16:18:14	33.180	216.43	<b>40.737</b>	<b>33.426</b>	1:47.343	7:10.131
5	16:20:01	32.883	217.74	40.858	33.501	<b>1:47.242</b>	8:57.373
6	16:21:55	32.904	214.71	40.993	39.850	1:53.747	10:51.120
7	16:23:44	33.596	210.94	41.320	34.335	1:49.251	12:40.371
8	16:25:32	33.183	211.35	41.127	33.898	1:48.208	14:28.579
9	16:27:20	33.033	213.02	41.446	33.888	1:48.367	16:16.946
10	16:29:09	33.501	205.71	41.266	33.891	1:48.658	18:05.604
11	16:30:59	33.621	203.01	41.271	34.655	1:49.547	19:55.151
12	16:32:57	34.377	197.8	45.000	39.316	Pit In	21:53.844

**N° 101, WAL / WAL, Pos. 5**

1	16:12:54	-	209.3	43.432	33.902	1:50.520	1:50.520
2	16:14:43	33.636	210.94	<b>41.232</b>	34.349	1:49.217	3:39.737
3	16:16:32	33.646	214.29	41.350	33.960	1:48.956	5:28.693
4	16:18:22	33.570	<b>214.71</b>	41.925	34.259	1:49.754	7:18.447
5	16:20:11	33.654	211.76	41.500	33.853	1:49.007	9:07.454
6	16:22:01	33.769	212.6	42.129	34.127	1:50.025	10:57.479
7	16:23:50	<b>33.510</b>	210.94	41.304	33.825	<b>1:48.639</b>	12:46.118
8	16:25:39	33.565	210.94	41.647	33.758	1:48.970	14:35.088
9	16:27:28	33.724	208.09	41.634	33.785	1:49.143	16:24.231
10	16:29:18	33.852	208.09	41.712	34.413	1:49.977	18:14.208
11	16:31:07	33.972	207.69	41.568	<b>33.647</b>	1:49.187	20:03.395
12	16:32:56	33.620	209.3	41.566	34.033	1:49.219	21:52.614